






# Lockdown 2020 Me, Myself and I



My self-portrait



I am  years old



My favourite toys and games are ...



My best friends  
are ...


How tall I am:



My shoe size:



My favourite colour is



These are my  
favourite foods





# Lockdown 2020

## Me, Myself and I *continued*

The best things about me are...



The best things about my family are ...



These are all the things I really want to do when lockdown is over:



Tick all the things you love to do ...

- |   |  |   |
|---|--|---|
| <input type="checkbox"/> Drawing / painting       | <input type="checkbox"/> Cooking               | <input type="checkbox"/> Collecting things  |
| <input type="checkbox"/> Learning about dinosaurs | <input type="checkbox"/> Being the leader      | <input type="checkbox"/> Building dens      |
| <input type="checkbox"/> Going for long walks     | <input type="checkbox"/> Writing stories       | <input type="checkbox"/> Reading books      |
| <input type="checkbox"/> Doing experiments        | <input type="checkbox"/> Having screen time    | <input type="checkbox"/> Watching movies    |
| <input type="checkbox"/> Building things          | <input type="checkbox"/> Helping others        | <input type="checkbox"/> Being with friends |
| <input type="checkbox"/> Doing sports             | <input type="checkbox"/> Acting / Performing   | <input type="checkbox"/> Finding solutions  |
| <input type="checkbox"/> Dancing                  | <input type="checkbox"/> Thinking of new ideas | <input type="checkbox"/> Being in a team    |
| <input type="checkbox"/> Playing music            | <input type="checkbox"/> Learning about space  | <input type="checkbox"/> Telling jokes      |
| <input type="checkbox"/> Singing                  | <input type="checkbox"/> Teaching others       |   |
|   | <input type="checkbox"/> Playing board games   |   |




# Neighbourhood Scavenger Hunt

If you see it, tick it!



				
Blow on a dandelion	Find a Y shaped twig	How many rainbows do you count?	cat	Red post box
				
Bunting	Can you find numbers 0 – 9?	Friendly neighbor walking	Three different shaped leaves	Fence
				
Squirrel	Flag	bicycle	Fire hydrant	Dog
				
Stop sign	Flowers	Butterfly	Bench	Three different kinds of trees
				
Scooter	Plant pots	3 different kinds of bugs	Birds	Brightly coloured door

# Find the Animal!



LEOPARD

FOX

LION

HORSE

DOG

DUCK

EAGLE

SHEEP

CAT

COW

BUFFALO

TURTLE

GIRAFFE


RHINOCEROS

KANGAROO



*Feeling bored?  
Why don't you doodle a bit?*

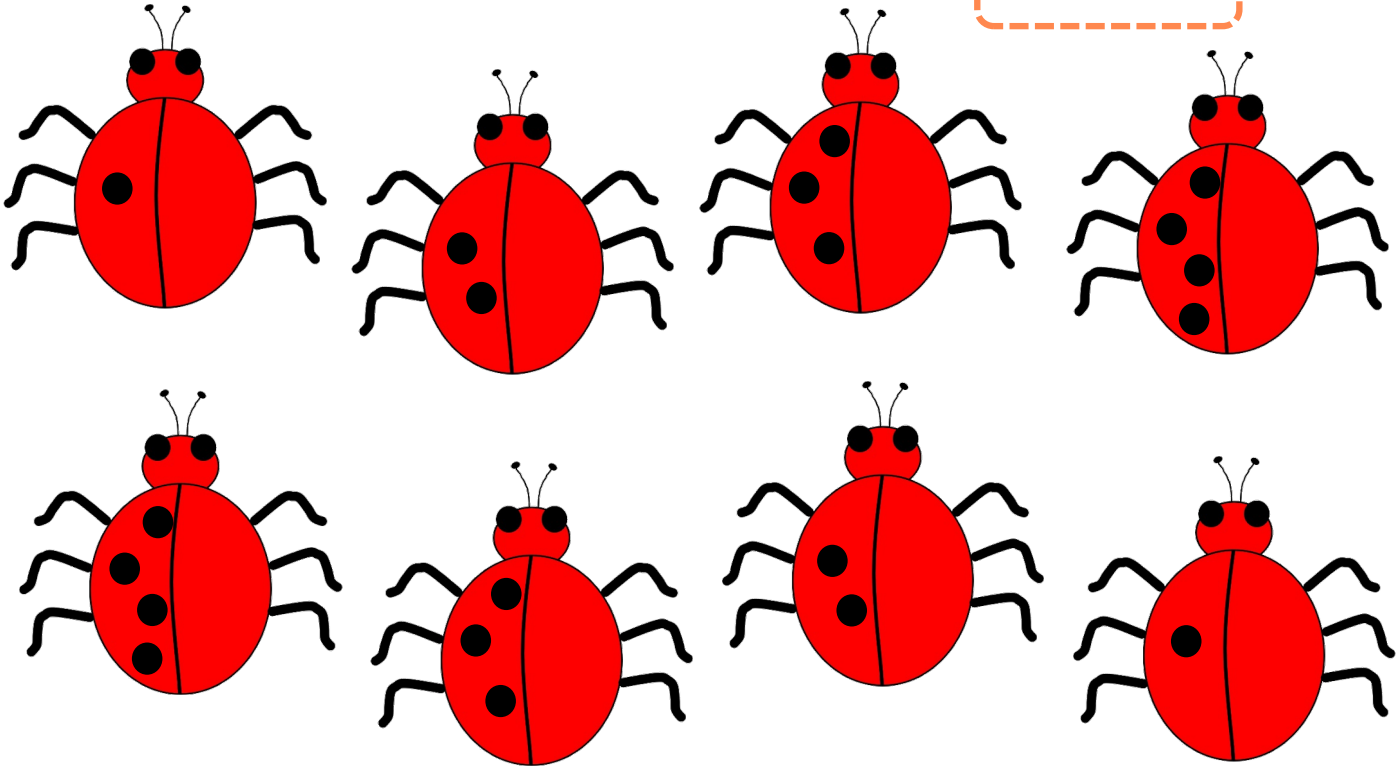

*Carry on drawing the lines, making lots of swirls and curls!  
Now start drawing different shapes into each bubble!*





# Ladybird counting

The poor ladybirds have lost some of their spots!  
Can you put them back on?

These ladybirds should have 5 spots altogether:



















These ladybirds should have 10 spots altogether:



# Ladybird counting

The poor ladybirds have lost some of their spots!  
Can you put them back on?

These ladybirds should have the same spots on both sides.  
Write down how many dots there are altogether in each box.



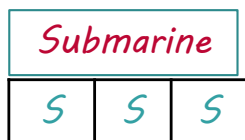
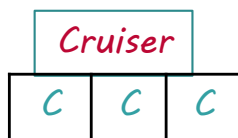


# Battle Ships Game

Place the following ships on your grid by filling in their letters. You can do this horizontally, vertically or diagonally.

Mark each position you call out. If it's a 'hit', you get an extra turn. Each player must declare when a ship is sunk. The first player who sinks all enemy ships, wins!

## Your Boats



	A	B	C	D	E	F	G	H	I
1									
2									
3									
4									
5									
6									
7									
8									
9									

## Enemy Boats

	A	B	C	D	E	F	G	H	I
1									
2									
3									
4									
5									
6									
7									
8									
9									



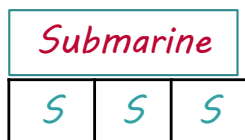
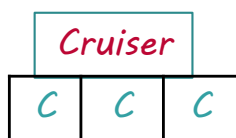



# Battle Ships Game

Place the following ships on your grid by filling in their letters. You can do this horizontally, vertically or diagonally.

Mark each position you call out. If it's a 'hit', you get an extra turn. Each player must declare when a ship is sunk. The first player who sinks all enemy ships, wins!

## Your Boats



	A	B	C	D	E	F	G	H	I
1									
2									
3									
4									
5									
6									
7									
8									
9									

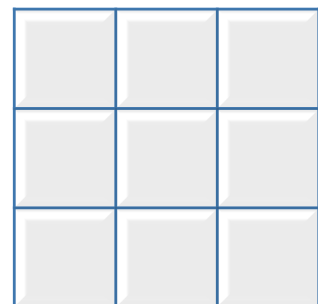
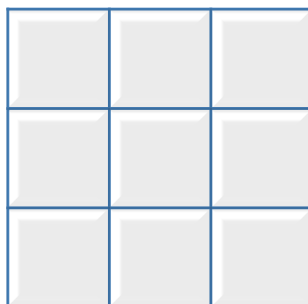
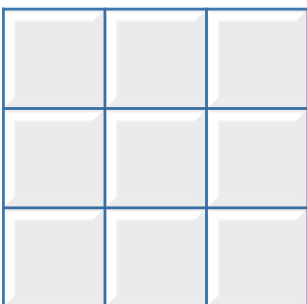
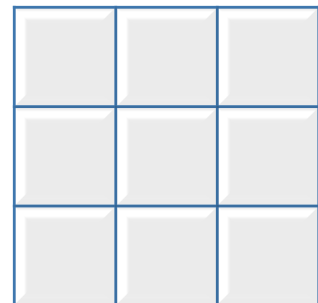
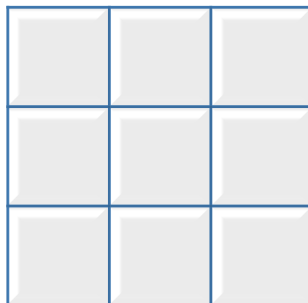
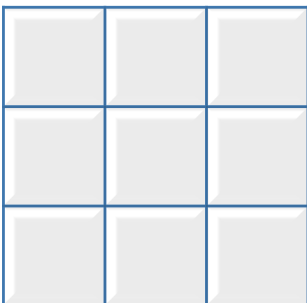
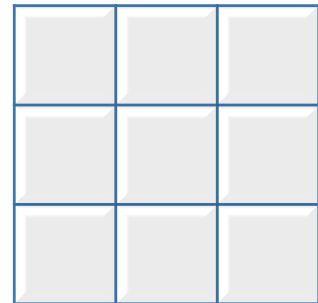
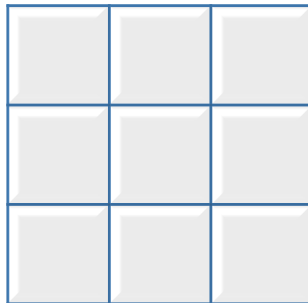
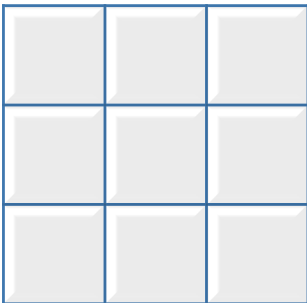

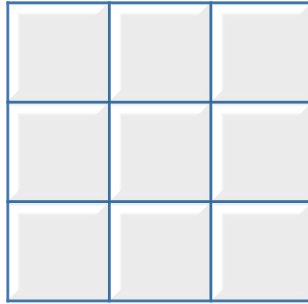
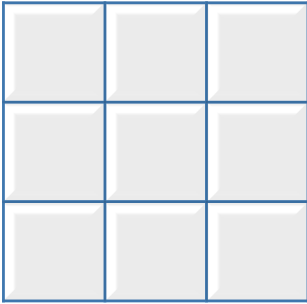
## Enemy Boats

	A	B	C	D	E	F	G	H	I
1									
2									
3									
4									
5									
6									
7									
8									
9									



# Noughts and Crosses

Find a friend to play with you!



# Crazy Word Search

j y u k r i e x u n c k l y f m n e  
e o k u i v u t m e l g e b c a i p  
d e g a j e l l y t a s t i c g q q  
c j r h v s i c k a b l e g b o l z  
n f r n o j e m g a l u m p y o b a  
r u i c z p c u s t a r d y m b o p  
v u e n m m p p p y g m k e f e o o  
b k l d g k m e c e i y b k n r x o  
i e w h s o u w r p j w d o d b h m  
m b i s h y s g l i m p g u s h i p  
f o h d f r u m p e t i e m z h u l  
j a a h r i q h k f u o e v f r l e

Bim  
exunckly  
glimp  
poomp

bish  
fing  
jellytastic  
sickable

bosh  
frumpet  
joghopper  
magoober

custardy  
galumpy  
yuk

Put two crazy words together and draw what that might look like! I've done the first one for you.

a hungrilish frumpet



\_\_\_\_\_

\_\_\_\_\_

# Crazy Words

Draw a line underneath the four crazy words you like the most.

Bim  
exunckly  
glimp  
poomp

bish  
fing  
jellytastic  
sickable

bosh  
frumpet  
joghopper  
magoober


custardy  
galumpy  
yuk

Write a funny sentence with each crazy word then doodle a funny picture to go with it.

---

---


---



---

---


---



---

---


---



---

---

---





# I Spy with my little Eye!






# I Spy with my little Eye!

See if you can find all of these on the next sheet,  
tick them when you find them!

a



e




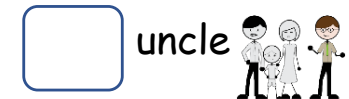
i




o



u



# Colour by Number



- 1 - Yellow
- 2 - Light Blue
- 3 - Green
- 7 - your favourite colour!

- 4 - Red
- 5 - Dark Blue
- 6 - Orange
- 8 - Purple

Mistakes

make



smarter



# How good is your memory?

A lady has just dropped her handbag and everything's gone flying! Will you be able to remember all the different items?

1. Look at the picture for one minute
2. Turn the page over and see how many items you can recall.



# How good is your memory?

1<sup>st</sup> Try

2<sup>nd</sup> Try

1. \_\_\_\_\_
2. \_\_\_\_\_
3. \_\_\_\_\_
4. \_\_\_\_\_
5. \_\_\_\_\_
6. \_\_\_\_\_
7. \_\_\_\_\_
8. \_\_\_\_\_
9. \_\_\_\_\_
10. \_\_\_\_\_
11. \_\_\_\_\_
12. \_\_\_\_\_
13. \_\_\_\_\_
14. \_\_\_\_\_
15. \_\_\_\_\_
16. \_\_\_\_\_
17. \_\_\_\_\_
18. \_\_\_\_\_

1. \_\_\_\_\_
2. \_\_\_\_\_
3. \_\_\_\_\_
4. \_\_\_\_\_
5. \_\_\_\_\_
6. \_\_\_\_\_
7. \_\_\_\_\_
8. \_\_\_\_\_
9. \_\_\_\_\_
10. \_\_\_\_\_
11. \_\_\_\_\_
12. \_\_\_\_\_
13. \_\_\_\_\_
14. \_\_\_\_\_
15. \_\_\_\_\_
16. \_\_\_\_\_
17. \_\_\_\_\_
18. \_\_\_\_\_

# Break the Code

Can you find the answers to these riddles using the secret code? Each number represents a letter. By finding the right letters you can read the funny jokes!

a	b	c	d	e	f	g	h	i	j	k	l	m
1	2	3	4	5	6	7	8	9	10	11	12	13
n	o	p	q	r	s	t	u	v	w	x	y	z
14	15	16	17	18	19	20	21	22	23	24	25	26

What do you call a fly without wings?

1		23	1	12	11

What animal wears a wig?

20	8	5		2	1	12	4		5	1	7	12	5

What do you call an alligator in a vest?

1	14		9	14	22	5	19	20	9	7	1	20	15	18

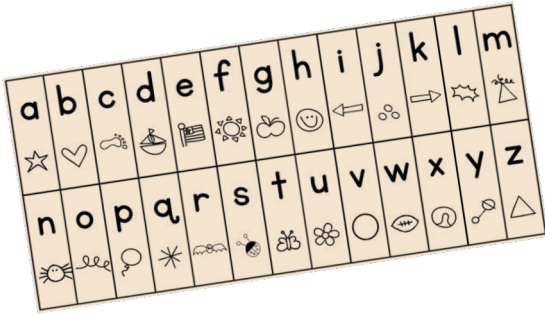
What did the pencil say to the other pencil?

12	15	15	11	9	14	7		19	8	1	18	16

What starts with a 'P', ends with an 'E' and has a million letters in it?

16	15	19	20		15	6	6	9	3	5

## Break the Code




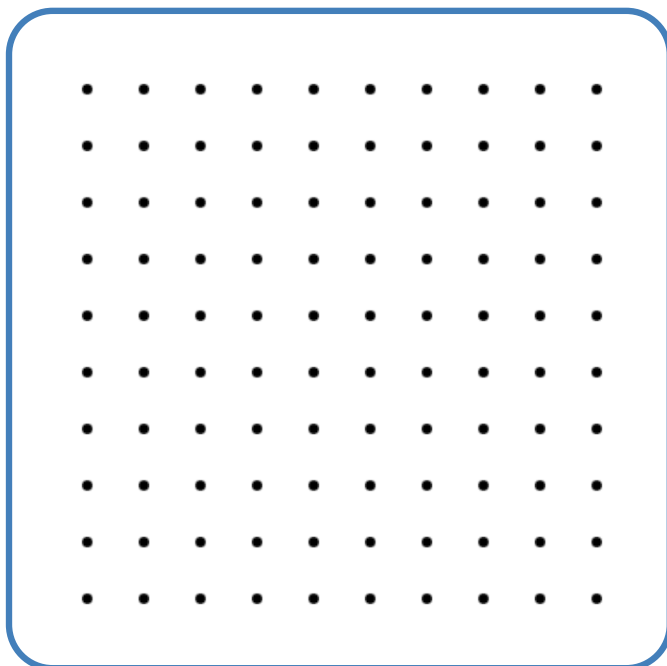

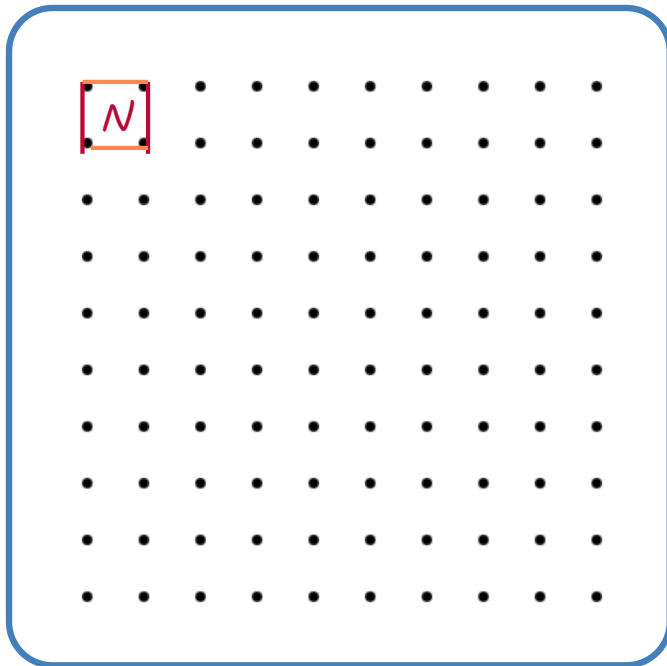
*Your turn to make your own secret code.*

On the left is an example, you can use scribbles and shapes and write your own top secret messages!

[illegible][illegible]

## Dots & Boxes

*Take turns to join two dots with a line. If your line completes a box, write your initial inside and take another go. The player with the most boxes wins!*



# Colour by Number

- |                            |               |
|----------------------------|---------------|
| 1 - Yellow                 | 4 - Red       |
| 2 - Light Blue             | 5 - Dark Blue |
| 3 - Green                  | 6 - Orange    |
| 7 - Purple                 |               |
| 8 - your favourite colour! |               |

Gratitude

gives me

Wings




# Gratitude List

Family Challenge! Can you fill this page with all the things you are grateful for?

# Gratitude



# Ladybird Number Plates



Keep an eye on the number plates of the cars around you! When you spot a number on a plate you can draw a body part. You can only pick one number from each number plate and can't start until you've found a number 1 for the body!

For these numbers, draw the:

1 - Body

2 - Head

3 - Line to split wings

4 - Dots

5 - Legs

6 - Eyes

7 - Antennae

Game 1

Game 2

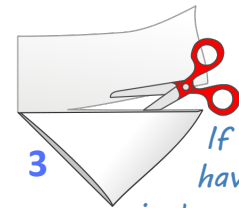
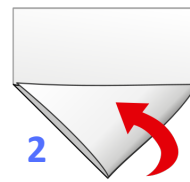
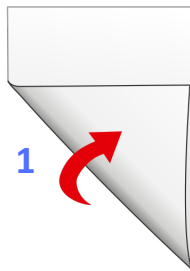

Game 3

Game 4

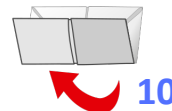

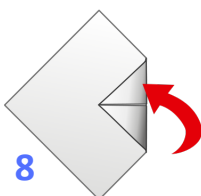
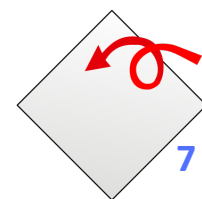
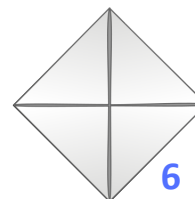
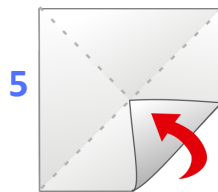
# Fortune Teller

These fortune tellers are so much fun!

1. Ask an adult to help you fold one using the steps below.



If you don't have scissors, just ask an adult to tear it off carefully!



2. Decorate it:



3. Tell their fortunes!

1. Slip your forefingers and thumb into the pockets
2. Ask a person to pick a colour
3. If blue, then say b l u e, while pinching and stretching the fortune teller with each letter
4. Ask the person to pick a number
5. Move the fortune teller with each count
6. When the count stops, open the flap to reveal the fortune!

More ideas:

You'll get a special treat! Or You'll find a new friend!

You'll have to eat Brussels sprouts! Or You'll have to wash the dishes!

# Fortune Teller



## *More ideas:*

*How about fun challenges instead of telling fortunes: Name five things you can see, Name one thing you can hear, describe yourself with three words, describe me with three words, say three things you are good at, tell a joke, do a ninja pose for 10 seconds, pat your head and rub your tummy, etc.*

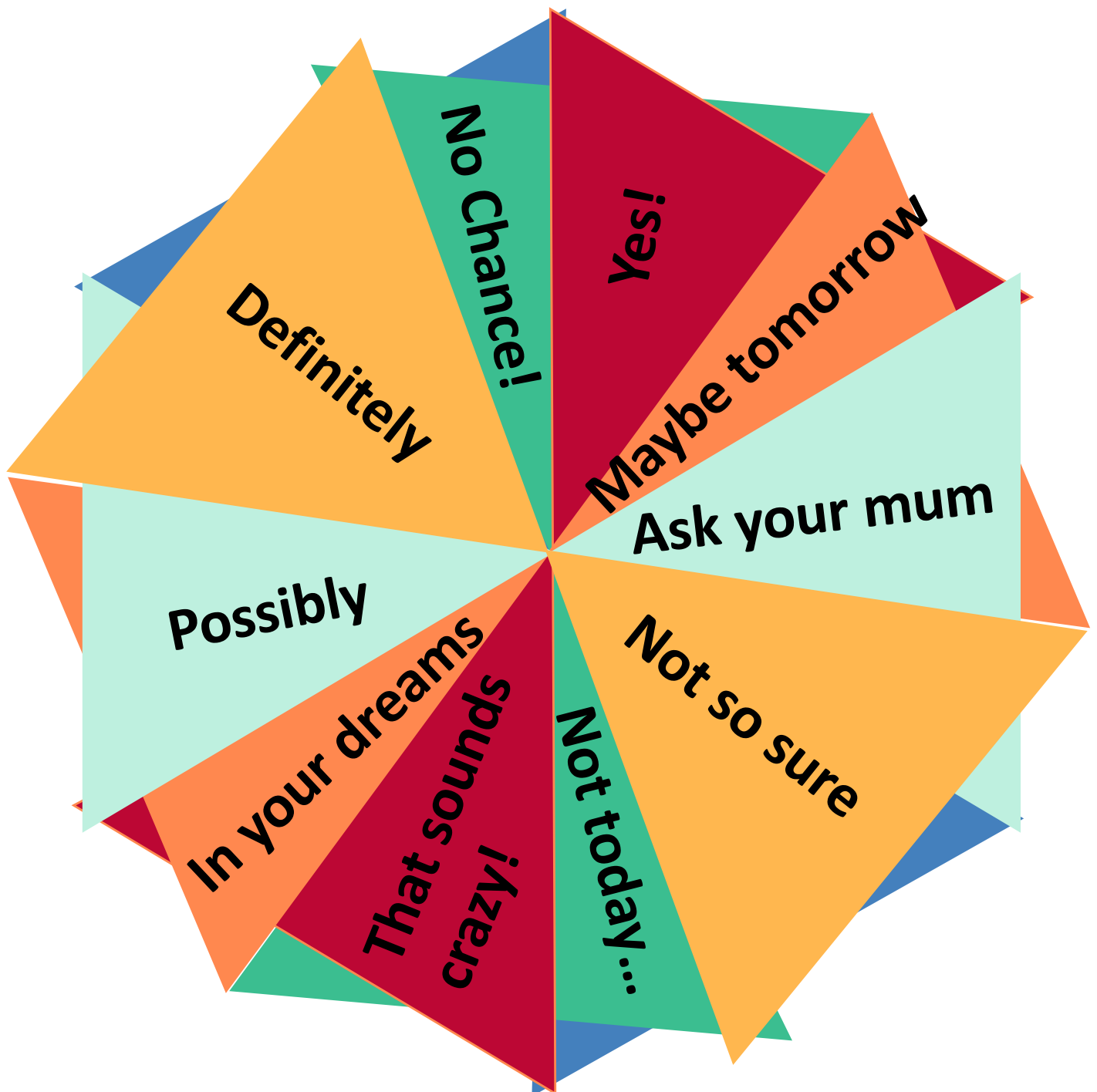
*Turn your fortune teller into a fruit joke teller. Draw a fruit on each corner instead of a colour and use some fruit jokes, like: What do you give to a lemon that's been hurt? Lemon-aid! What kind of fruit can fix your sink? A Plum-er! Look online for more ideas.*

*Another idea is to turn it into a fact-teller about your favourite sport (most points scored, tallest football player, best winger) or famous landmarks (tallest building, longest bridge, etc.)*

## *Wheel of answers*


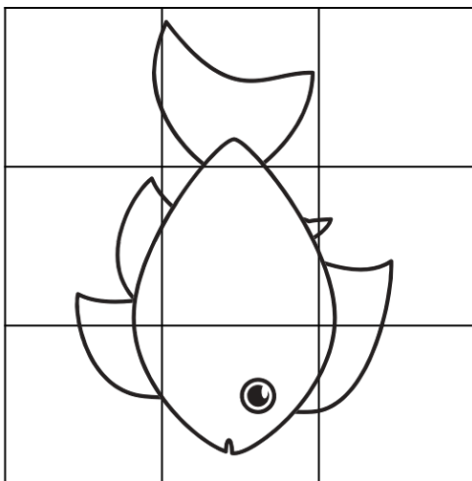






Ask a question out loud that can be answered with a 'yes' or 'no'.  
Place a pencil in the middle of the wheel, spin it and find out what  
the answer is!

Examples: Can I have an ice-cream? Will it rain today?






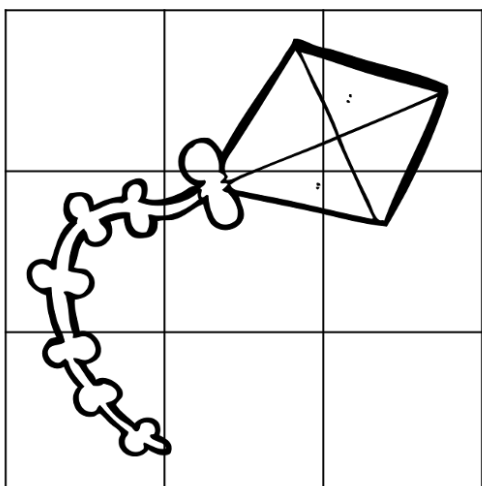

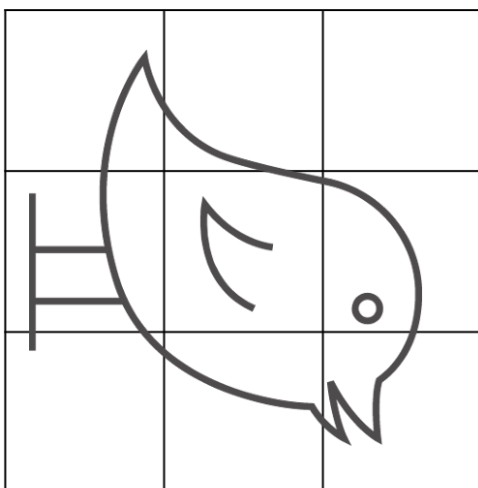

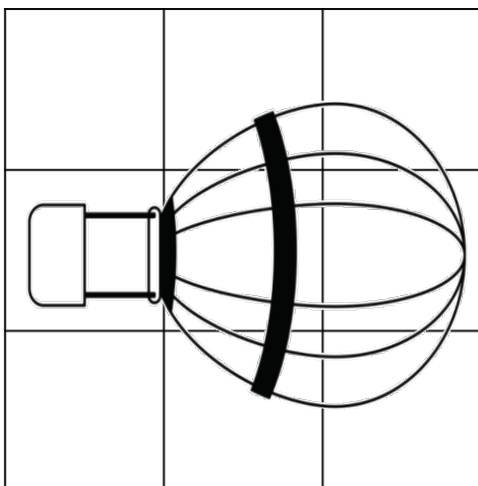
# Cartoon Creations

Can you copy these Cartoons Creatures, by using the grid?  
When you're finished, colour them in!




# Cartoon Creations

Can you copy these flying cartoons, by using the grid?  
When you're finished, colour them in!



# Mosaic Sea Colouring

Use all the colours of the rainbow for this coral reef!  
Start by choosing 6 colours for the background, then two colours each for the two fishes and starfish.



# Spot the Difference



Can you spot  
all 10  
differences?



# African Safari

## The Baobab tree

Baobab trees are found in Africa, Australia and Madagascar. They grow very big and can get older than a 1000 years! The trunk is often hollow inside and lots of animals use the trees for shelter. Humans have used them for prisons, post-offices and pubs!

Draw lines to match the sounds to the creatures that make them.

Laugh

Chirp

Hoot

Buzz

Roar

Hiss

Snort

Lion

Snake

Cricket

Hyena

Mosquito

Warthog

Owl

Doodle a pattern onto the snake's skin.

Can you find these animals hiding in the Baobab Tree?

L \_ \_ n

T \_ r \_ \_ s \_

C \_ \_ \_ \_ d \_ \_ \_

\_ w \_

A \_ \_ \_ \_ \_ k

V \_ l \_ \_ re

Sp \_ \_ \_ r

E \_ \_ ph \_ \_ \_

E \_ g \_ \_

W \_ \_ \_ h \_ \_

R \_ \_ n \_

L \_ \_ p \_ \_ d

B \_ b \_ \_ n

Ch \_ m \_ \_ \_ \_ n

H \_ \_ n \_

S \_ \_ rp \_ \_ \_

H \_ \_ p \_

P \_ r \_ \_ p \_ \_ \_

G \_ r \_ \_ f \_

S \_ \_ k \_

Africans love bright colours.  
Colour each animal in a different colour to decorate the tree!

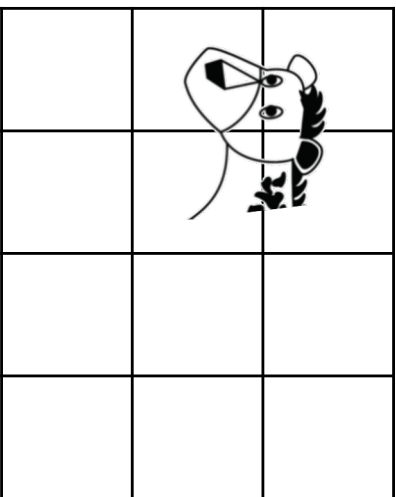



## African Safari

Look around the picture to find all the following animals:

1 Mandrill, 2 Lions, 3 Giraffes, 4 Trees, 5 Spider webs, 6 Vultures, 7 Lizards, 8 Flying birds, 9 Wiggly worms, 10 Rocks



Use the grid to draw these animals



# Quick, Quick, Quick!



Can you think of four things all starting with the same sound, in 60 seconds? Invite others to play with you!

1. Shut your eyes and point to a sound.
2. As soon as the sound is called out, the time starts!
3. Quick, think of all 4 things and write it down!
4. If you do, give yourself one point!
5. Cross off the sound you've just used.
6. Next person closes their eyes and points to a sound.
7. Get ready, go!

For example:

Name	Animal	Places	Food
Andy	Antelope	Atlantis	Apple

e for  
envelope



s for  
sun



o for  
olive



i for ice-  
cream



t for  
tent



a for  
arrow



C (K)  
for Car



b for  
balloon



p for  
pen



f for  
flower



i for  
igloo



g for  
glue



## Quick, Quick, Quick!

Name

Animal

Place

Food


















# Pirate Adventure

Who am I?

Follow the instructions to find the right pirate. Draw a cross over each wrong pirate as you go.









1. I do not have a twin.
2. I am not an octopus.
3. I am in row 2, 4 or 5.
4. I do not have a hook.
5. I do not have two legs.
6. My pirate hat is black.
7. My mouth is a weapon.


	1	2	3	4	5
1					
2					
3					
4					
5					

	<b>N</b>
	<b>O</b>
	<b>P</b>
	<b>Q</b>
	<b>R</b>
	<b>S</b>
	<b>T</b>
	<b>U</b>
	<b>V</b>
	<b>W</b>
	<b>X</b>
	<b>Y</b>
	<b>Z</b>







	X marks the spot
	Treasure chest
	Flag
	Palm trees
	Hills
	Sea Monster
	Pirate ship
	Dotted lines to show the way



# Pirate Adventures

Pirate's

Draw Captain  
Stinky's treasure  
chest filled with  
treasure and  
colour in the  
picture.



## Q & A Time!

Time to get to know each other a little better! Start asking each other some questions, you might be surprised about the answers!

If you could choose any job there is, what would it be?

What is your favourite kind of holiday?

If you could be King / Queen, what would you change in the world?

What are your three favourite songs?

If you could time-travel, where and when would you go?

What do you think are your best skills?

You can take three things with you to a desert island, what are they?

What is the best meal you have ever had?

What are your favourite memories from when you were little?

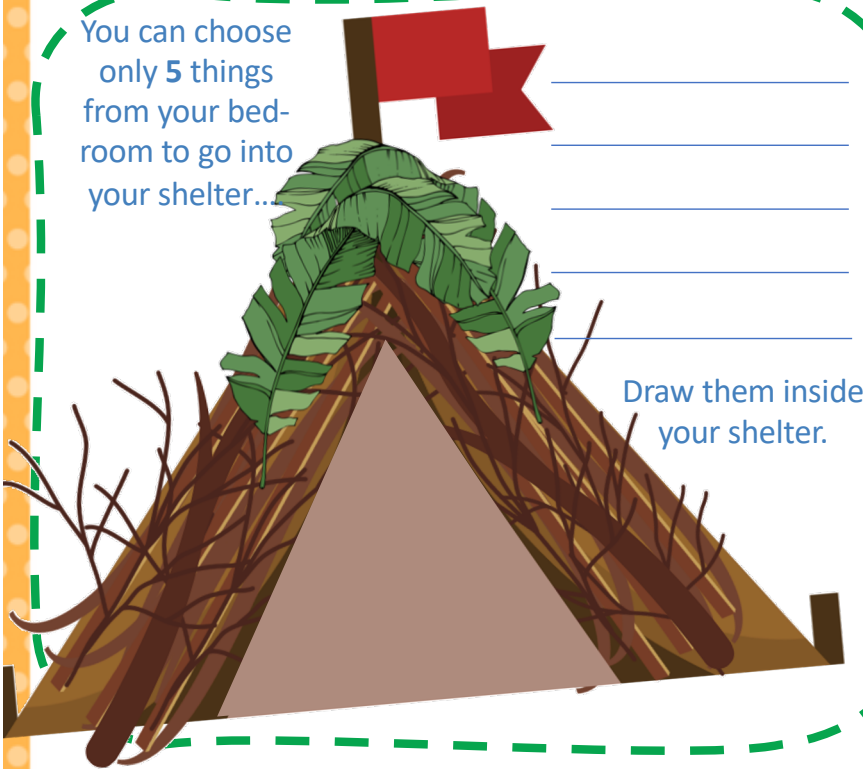
If you won the lottery, what would you do?



# Deserted Island

Oh no, you're going to be shipwrecked on an island!  
What will you choose to take with you?

You can choose  
only **5** things  
from your bed-  
room to go into  
your shelter...



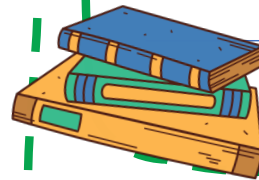
Draw the **1** outfit and pair of  
shoes you'll bring with you.

Choose **3** books you won't get  
tired of reading, over and over  
and over again!


---

---


---



Which **5** foods will you pack to take with you?  
Draw them in the picnic basket.



Which **5** songs will you choose to take with you?



What type of drink will you choose  
to put in your magic flask? (It  
refills itself!)





# Deserted Island




Oh no, you're going to be shipwrecked on an island!  
What will you choose to take with you?

Choose 5 favourite things to pack in your backpack. What will you take?



What message  
will you write  
on this note  
before putting  
it in the bottle  
for someone  
else to find?



# Summer Fun!



**TOWEL**

**CRAB**

**SUN**

**BALL**

**BUCKET**

**PLAY**

**ICECREAM**

**HOLIDAY**

**SEA**

**BOAT**

**FUN**

**SWIM**



## *Design a t-shirt*

What will you draw and colour on this t-shirt to make it a **HAPPY** shirt!



This Backseat Boredom Buster  
was designed especially for you by



We hope you will have hours of fun!

This activity pack includes activities that will build confidence, self-awareness, mindfulness and give opportunities to strengthen relationships.

 [www.growthandgrit.org](http://www.growthandgrit.org)

 [growthandgrit](https://www.facebook.com/growthandgrit)

 [growthgrit@gmail.com](mailto:growthgrit@gmail.com)

 [growth\\_and\\_grit](https://www.instagram.com/growth_and_grit)

