



Welcome

MODERN MIXED MEDIA

learn to create amazing art journal spreads

BY MARILOU CADIZ MARSHALL

M

MCM.VOILA



MODERN MIXED MEDIA

learn to create amazing art journal spreads

BY MARILOU CADIZ MARSHALL

ABOUT ME

Hello, my name is Marilou Cadiz Marshall, I am a graphic artist based out of Vancouver, BC. I have been a graphic artist most of my adult life and have recently returned to my love of painting and drawing. I feel very fortunate to be able to combine both loves of digital design and modern watercolours that compliment one another in my work.

What I would like to share with you in this class is working in your ART JOURNAL. I have called this class Modern Mixed Media because you will be using a few different supplies that you may have never used before to complete an art journal page. With practice you will be able to use these tools confidently to make watercolour mixed media journal entries that will you be proud of and bring you joy.

When I am not on my computer or at my art table, you can usually find me in the kitchen making dinner for my family, puttering in the garden or walking our dog Nova, our darling Havenese!



WHAT I HOPE YOU GET OUT OF TAKING THIS CLASS:

is that you give watercolour a try. With practice and this new knowledge you will be able to create lovely watercolour art journal spreads that include botanicals and mark making that you will look forward to creating everyday. Being consistent in your creative practice by showing up everyday or most days can only make you a better artist and feel more confident. I hope that this class inspires you to take up this creative practice daily and that you get much joy from it, because that's the whole point isn't it?

This class is for anyone who has been interested in art journaling or playing around with watercolours and just don't know where to begin. In this class you will learn the following:

1. laydown a watercolour background
2. draw a simple botanical drawing
3. use printables that will be provided to add texture and interest
4. finish off with some mark making

At the end of this class I hope you will gain the confidence to begin and turn this new love into a daily creative practice. To get started you will need a watercolour journal like a Moleskine, or just some watercolour sheets or pad to start. You will need some watercolours and other art supplies or use what you have on hand. Even a ball point pen to start your botanical drawings are good enough. The most important thing is to start. I have included a resource list and FREE Printable with this class to get started!

If you have further questions or comments please don't hesitate to reach out!

I'll be here to cheer you on!

Best Wishes,





CLASS DESCRIPTION

Interested in MODERN MIXED MEDIA? Learn how to layer with watercolours, botanical drawings and printables to create inspiring art journal spreads that are beautiful and uniquely you. You will manipulate watercolours to achieve extraordinary blooms and use unusual art supplies to make marks that will add interest and contrasts. With a little practice and dedication you will become a much more confident artist with acquiring new techniques in your arsenal!

Included Resources:

6 Page PDF which includes: Art Supplies List/Reference Book List, Picking your Favourite Colour Palette, Botanical Reference, Developing your own Style, Mark Making & FREE PRINTABLES!

Class Project:

Selecting your favourite colour palette using unique art supplies.

Practice drawing botanicals and making it your own.

Finding mark making that's uniquely you!

In your journal you will create a beautiful 2 Page Vertical Spread using watercolours & assorted art supplies using new techniques that will make you a more confident artist!



MODERN MIXED MEDIA

learn to create amazing art journal spreads

BY MARILOU CADIZ MARSHALL

COURSE OUTLINE:

Follow step by step in achieving wonderful art journal spreads

INTRODUCTION

1. Choosing your colour palette
2. Developing your own style
3. How I like to draw my Botanicals
4. Discovering your favourite mark making
5. Working with Printables
6. Laying down a watercolour background
7. Working with Alcohol Inks
8. Working with Watersoluble Pencils
9. Adding Interest with Neocolor II & Gold Ink
10. Finishing touches with MCM.VOILA PRINTABLES





MODERN MIXED MEDIA

learn to create amazing art journal spreads

BY MARILOU CADIZ MARSHALL

SUPPLIES LIST for Modern Mixed Media Art Journaling

Art Supplies Recommendation:

Daniel Smith Watercolours: Indigo, Irisdescent Sunstone, Quinacradone Sienna
Wildthorne Watercolours: Painted Rocks Palette to include Indigo and Margarita
Derwent Inktense: Deep Indigo, Willow, Baked Earth & Mustard
Stabilo Marks all in BLACK
Neocolor II: Metallic Gold & Salmon
Gel Pen: Any will do in Black
Alcohol Inks: Tim Holtz Ranger: Slate, Mushroom, Sunset Orange PIÑATA: Copper & White
Brushes: ROUND #14 & #2 or #3
Winsor & Newton Gold Ink or POSCA PEN: Gold, 1.8-2.5mm Bullet Tip
Pencil: Staedtler 2H
Coarse Salt

Art Journal Recommendations:

Moleskine Watercolour Journal 5.5" x 8.5"
Paul Rubens Watercolour Journal 5.5" x 8.5"
Fields Watercolour Journal Square 8" x 8"

For Printables:

MCM.VOILA PRINTABLES on Etsy: <https://www.etsy.com/ca/shop/MCMvoila>
Binoster CLEAR STICKER PAPER Inkjet Friendly Waterproof 8.5"X 11" available on Amazon
https://www.amazon.ca/gp/product/B07RWVVRHS/ref=ppx_yo_dt_b_asin_title_o02_s00?ie=UTF8&psc=1
Self Adhesive Photo Paper Glossy - Uinkit 100 Sheets Sticky Inkjet Paper 8.5x11 6.5Mil 130G for Inkjet Printing Only
by Uinkit Available on Amazon https://www.amazon.ca/gp/product/B07425QGSG/ref=ppx_yo_dt_b_asin_title_o04_s00?ie=UTF8&psc=1

Reference Books:

The Flower Recipe by Aletha Harnapolis and Jill Rizzo of Studio Choo
Naked Cakes by Lyndel Miller
Follow me on Pinterest: BOARDS: Flora and Fauna <https://www.pinterest.ca/maloumarshall/> saved/





MODERN MIXED MEDIA

learn to create amazing art journal spreads

BY MARILOU CADIZ MARSHALL

Your Colour Palette

PICK YOUR MOST 4 favourite colours

1

2

3

4

PRINT OUT ON CARD STOCK OR WATERCOLOUR PAPER

For best results. Keep for future reference.



Developing your own style of Botanicals

Here are a few of my favourites:



No. 1



No. 2



No. 3



MODERN MIXED MEDIA

learn to create amazing art journal spreads

BY MARILOU CADIZ MARSHALL

Developing your own style of Botanicals

Practice making yours here:





MODERN MIXED MEDIA

learn to create amazing art journal spreads

BY MARILOU CADIZ MARSHALL

Discover your own Mark Making

Play around and keep a record here:

PRINT OUT ON CARD STOCK OR WATERCOLOUR PAPER

For best results. Keep for future reference.






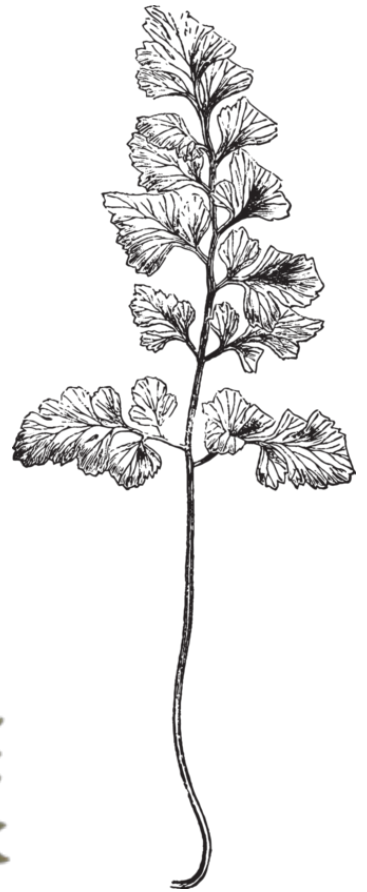

MODERN MIXED MEDIA

learn to create amazing art journal spreads

BY MARILOU CADIZ MARSHALL

FREE PRINTABLES

Print out on Clear Sticker Paper and Cut:



23



modern no. 20

