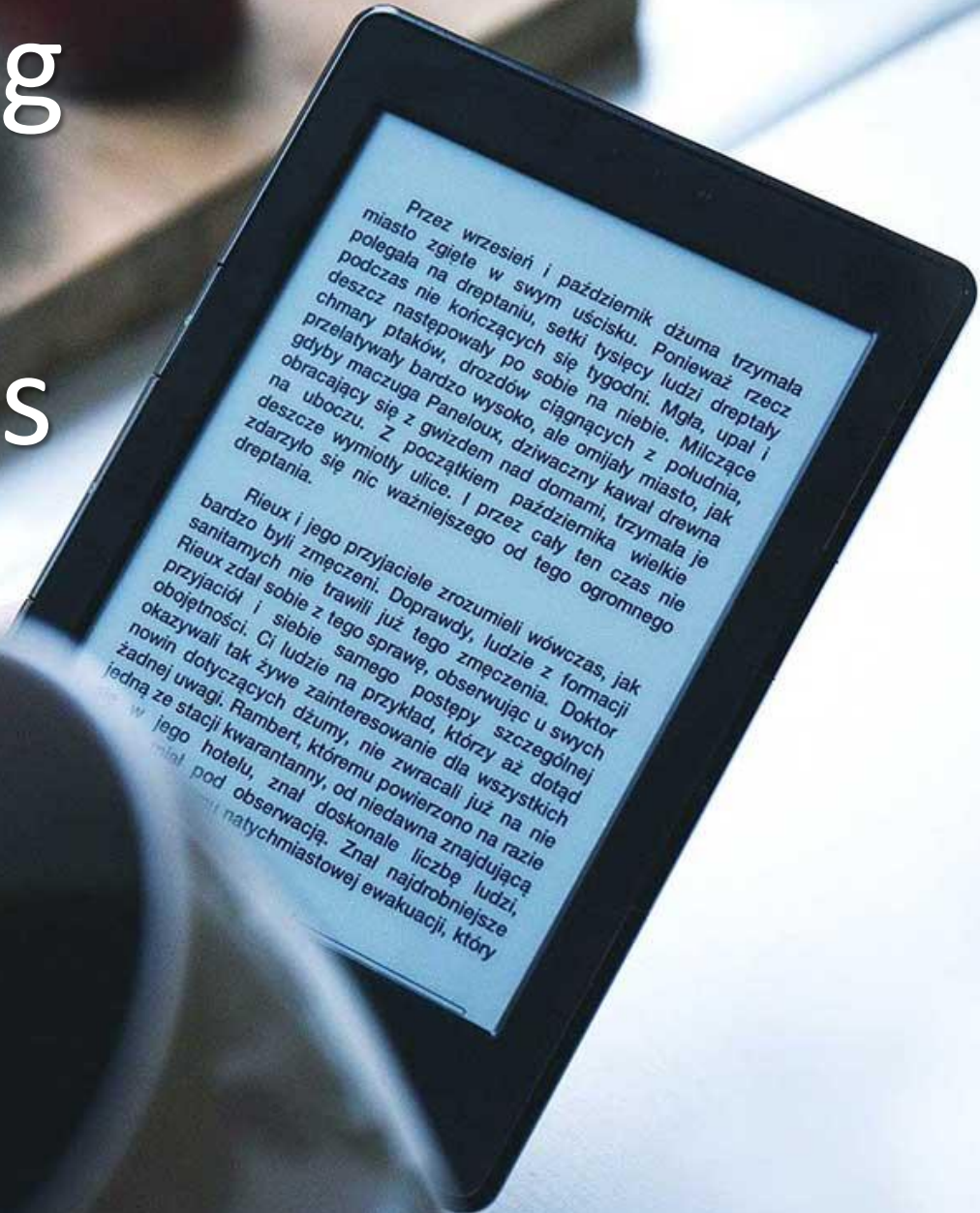


Best Practices in Online Teaching

Video for Teaching



Building Your Courses



Video Content

02

Video makes presenting the courses that have been developed for, or transitioned for the online platform accessible for students.

Text Based Content

03

What is education without reading, assigning a text book for a course is considered a standard practice. With the short study term access text books is not as feasible, therefore assigned reading from downloadable PDFs is preferred.

Personal Engagement

04



The one area that the online teaching environment is most lacking is personal engagement between teach and the students as well as those engagements that may happen between students.




Getting Set Up.

A professionally equipped studio isn't necessary.

The problem with some of the more professional equipment is the skill level required to use it. Each device pictured here requires some level of training to use.






Simplicity is the Best Practice in the beginning


Start off with what you already have, build on that later. .

Each of these photos here expresses the simplicity that makes a great teaching video.



Rule of Thirds

This is a general rule for the composition of all forms of graphic arts. This applies to video as well, including those for the online schools.




Imagine the screen divided into thirds, both horizontally and vertically. Illustrated by the red lines.

This creates four intersections, or focal points. These are illustrated by the yellow dots.



Rule of Thirds



Still taken from a
Hollywood Movie:
~~The Asien~~
The Asien World.



LIGHTING.



Not enough light, the subject is too dark and hard to focus on.



Even a little too much light can be much better than too little light.



Avoid Direct or Harsh Light:



DIRECT SUNLIGHT

SCIENCE OF LIGHT



DIFFUSED SUNLIGHT

SCIENCE OF LIGHT





Quiet Room

Noise can be extremely distracting!



An empty classroom or office where the amount of pedestrian traffic can be significantly reduced or eliminated is ideal.





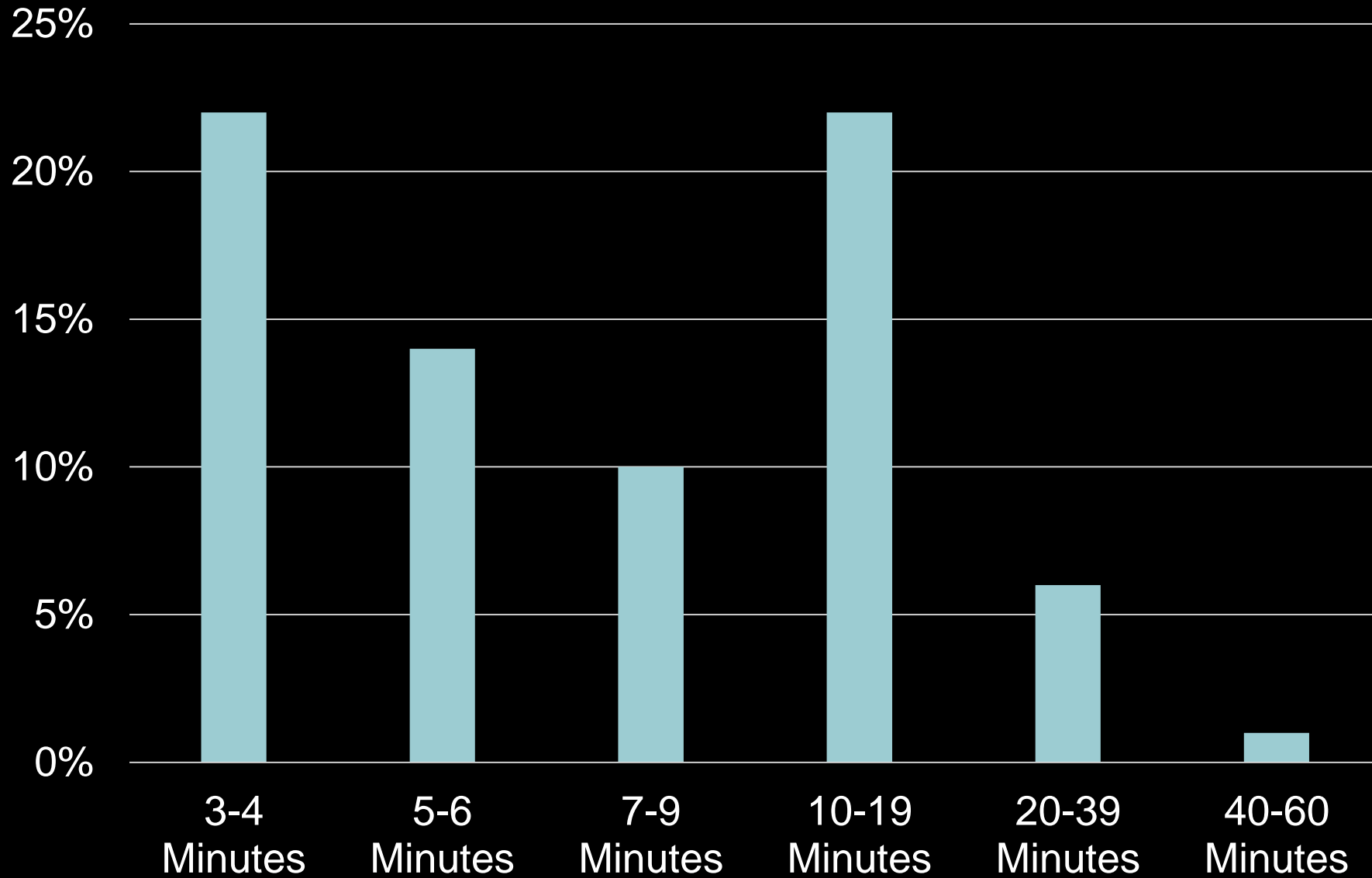
Finished Product

Video Editing is an option for putting the finishing touches on your videos.

There are a considerable selection of free and paid for on the internet. You can find a solution that works for you.



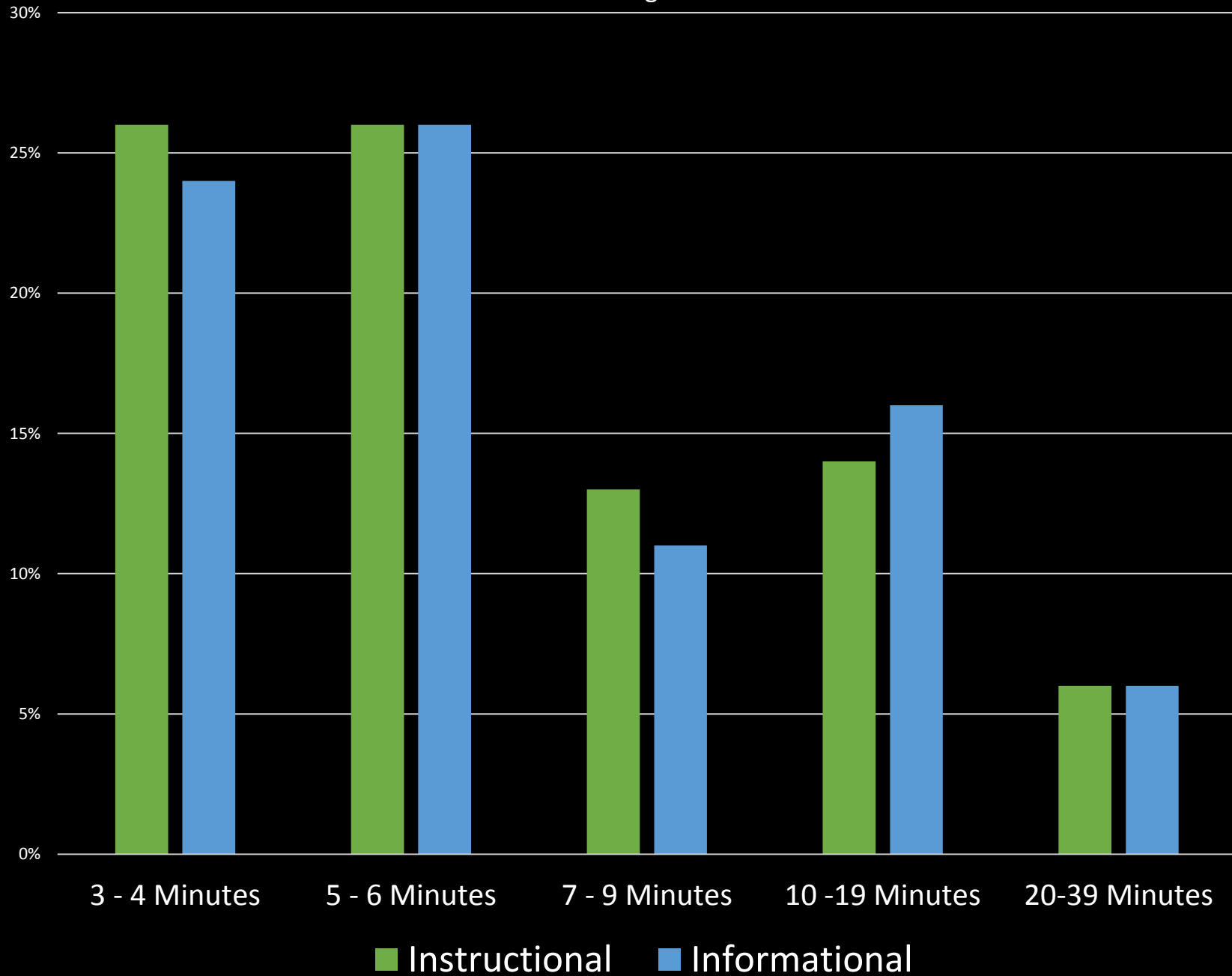
Focused Lecture Videos



The Focused Lecture Videos speak directly concerning the primary lecture for each course.



Perferred Length of Video



This graph discusses what we refer to as supplementary videos.





THANK YOU

Insert the Subtitle of Your Presentation

