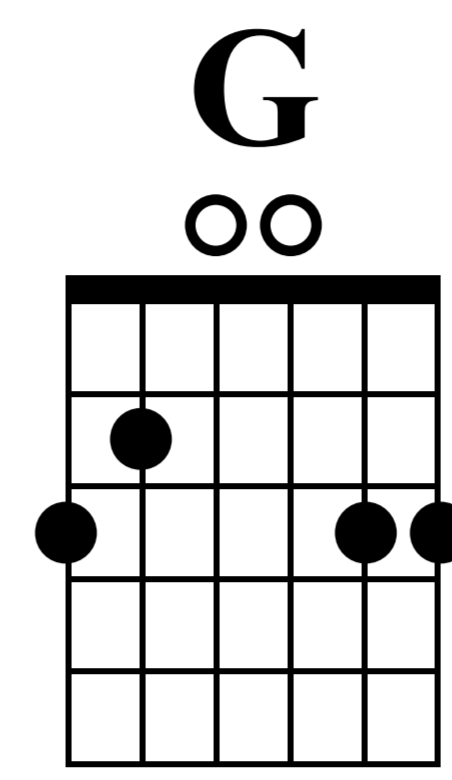
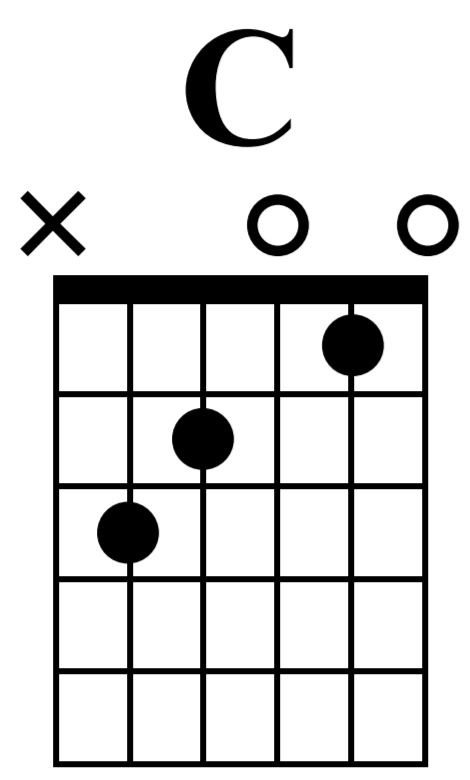


# Hey Ho Joe PA nr.2

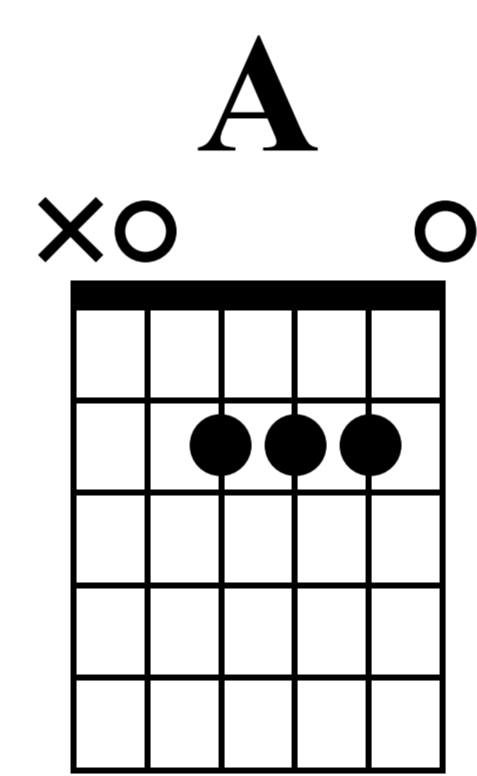
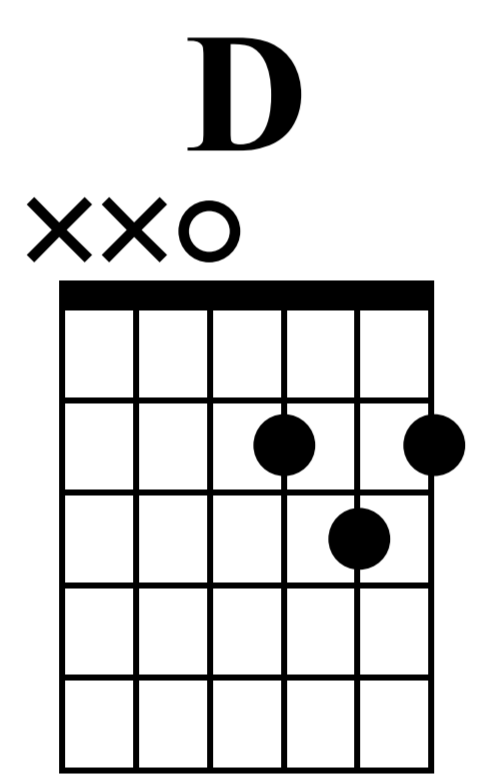
10 Legendary Chord Progressions

Jimmy Henderlicks



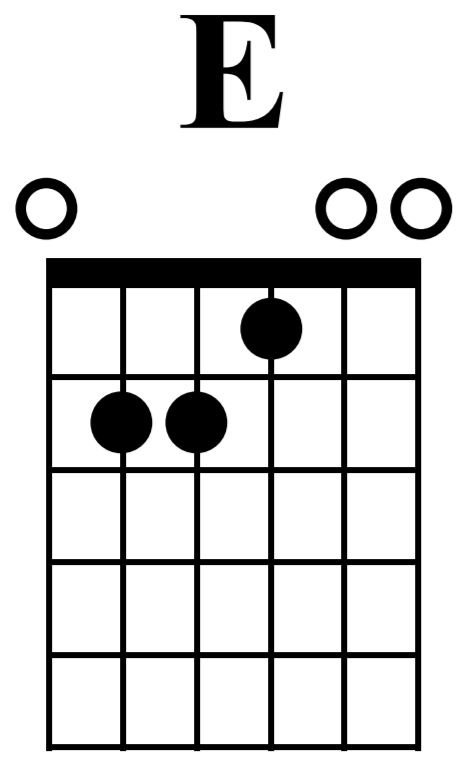
1

2



3

4



5

6

TAB

Musical notation for measures 5 and 6. Measure 5 contains two chords: E major (open strings) and E major with a sharp on the 4th string (fret 2). Measure 6 contains two chords: E major with a sharp on the 4th string (fret 2) and E major (open strings). The TAB notation below shows the fret numbers for each string: 2 2 0 for the first two chords, and 0 0 1 2 2 0 for the last two chords. Arrows indicate the picking direction: up for the first two chords and down for the last two chords.

7

8

TAB

Musical notation for measures 7 and 8. Measure 7 contains two chords: E major (open strings) and E major with a sharp on the 4th string (fret 2). Measure 8 contains two chords: E major with a sharp on the 4th string (fret 2) and E major (open strings). The TAB notation below shows the fret numbers for each string: 2 2 0 for the first two chords, and 0 0 1 2 2 0 for the last two chords. Arrows indicate the picking direction: up for the first two chords and down for the last two chords.