



25+ Years
of Experience

PROGRAMMING ADVICES

LEARN THE
RIGHT WAY

Mohammed Abu-Hadhoud

MSA, PMOC, PMP®, PMP®, PMP-REP®, CS, ITIL®, MCPD, MCD



لا تنسى الاشتراك في قناتنا على اليوتيوب ومشاركة القناة مع اصدقائك
لتعم الفائدة للجميع وانقاذ الاف الناس من التشتت جزاكم الله خيرا

لا تنسوننا من دعائكم وادعو لوالدي بالرحمة

www.ProgrammingAdvices.com



مهم جداً

هذا الملف للمراجعة السريعة واخذ الملاحظات عليه فقط ،لانه يحتوي على اقل من 20% مما يتم شرحه في الفيديوهات الاستعجال والاعتماد عليه فقط سوف يجعلك تخسر كميه معلومات وخبرات كثيره

يجب عليك مشاهدة فيديو الدرس كاملا


لاتنسى عمل لايك ومشاركة القناة لدعم الفائدة للجميع
لا تنسونا من دعائكم

ProgrammingAdvices.com

Mohammed Abu-Hadhoud



If I can't measure it,
I can't manage it...




Copyright© 2024
ProgrammingAdvices.com

Business Intelligence (BI)




Common Pain..

- Business data is distributed across the enterprise.
- Data everywhere, information nowhere.
- Takes too long – wasted resources/efforts.
- So many excuses – Why I just can't get it to you when you want it.
- Different users have different needs:
 - Excel versus PDF
 - Pull versus push
 - On demand – on schedule
 - Your format – My format




Example :

You can see the total number of products sold ever.



Example:

You can see the total number of products sold ever.

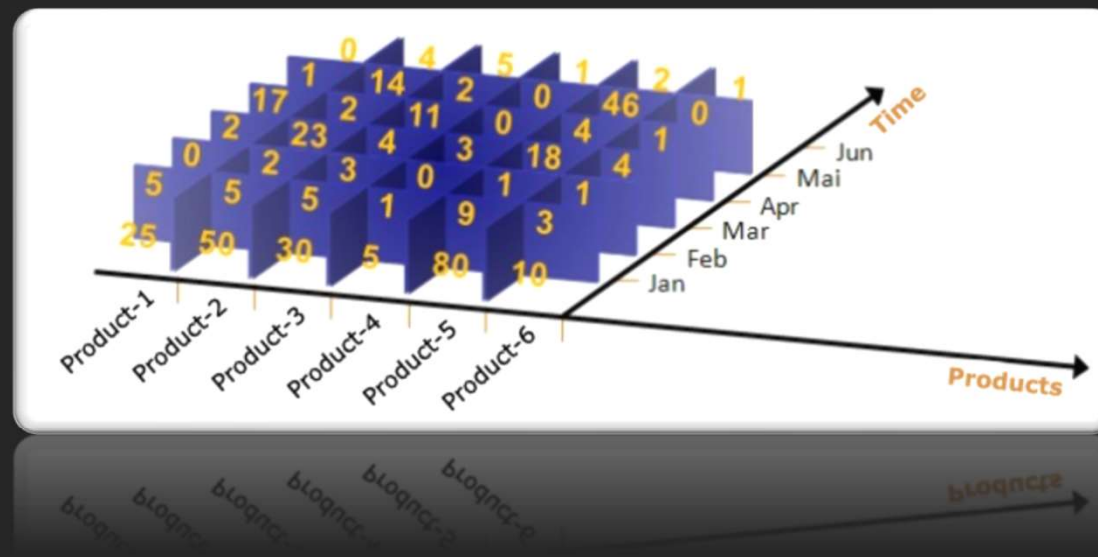


The total number (200) is divided among the individual products.



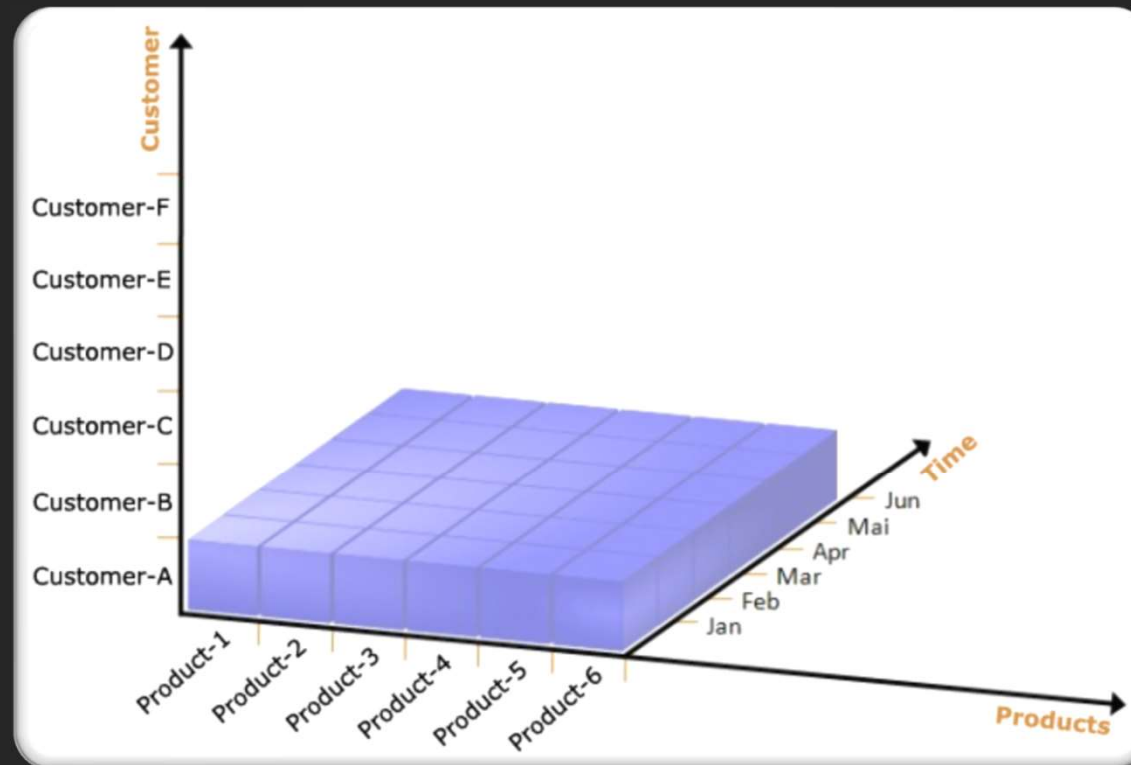
Example:

Adding the "Time" dimension to it.

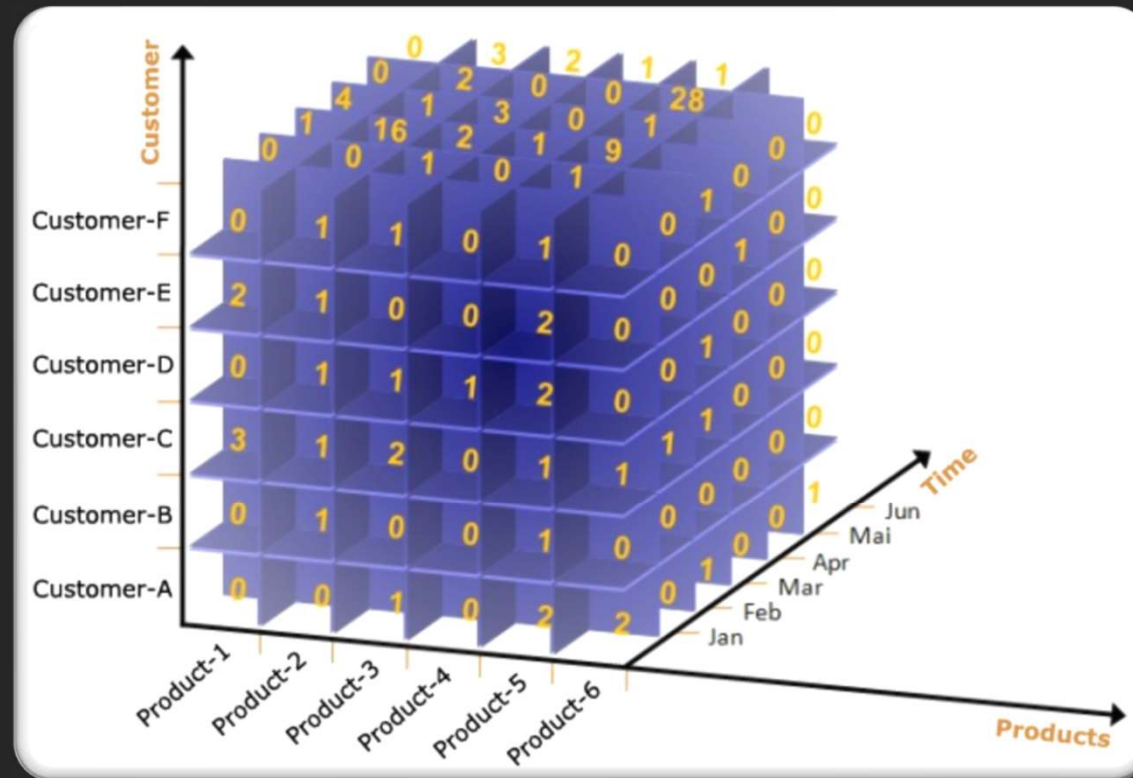


Example :

Adding the "Customer" dimension.

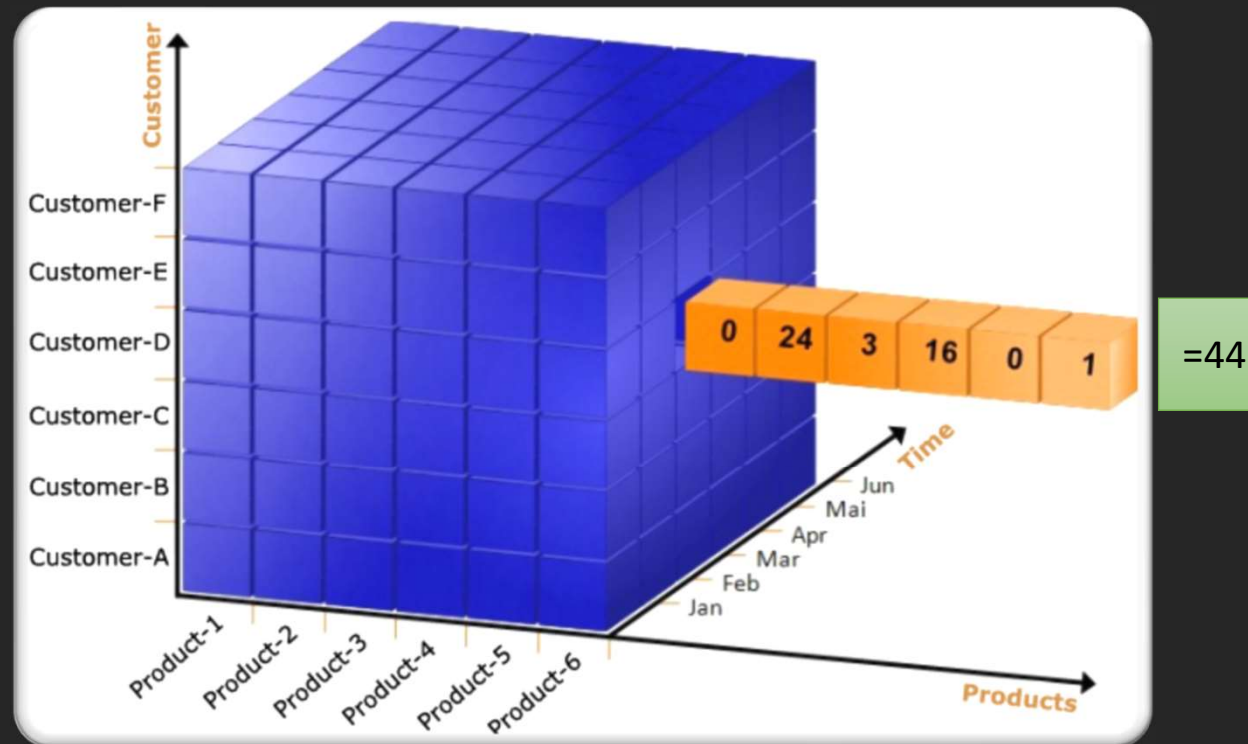


The following cube will be used to Answer the following example scenarios

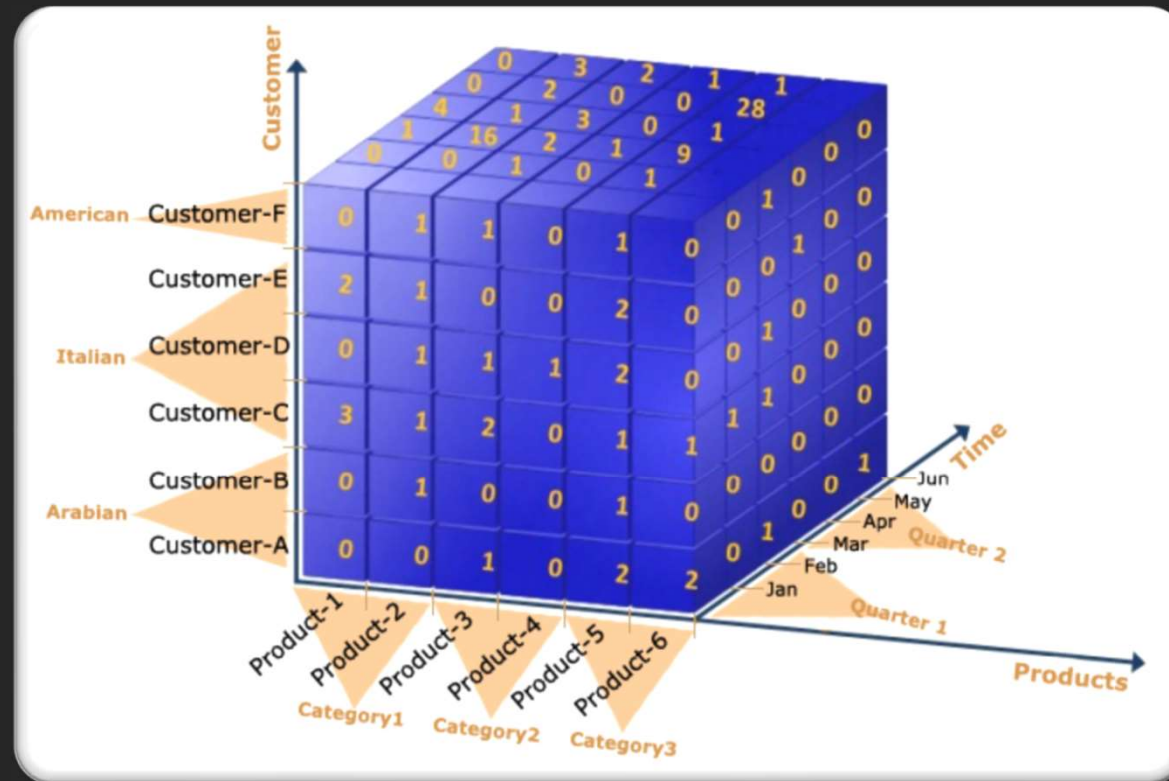


1st scenario:

How many products purchased by customer-D in March?

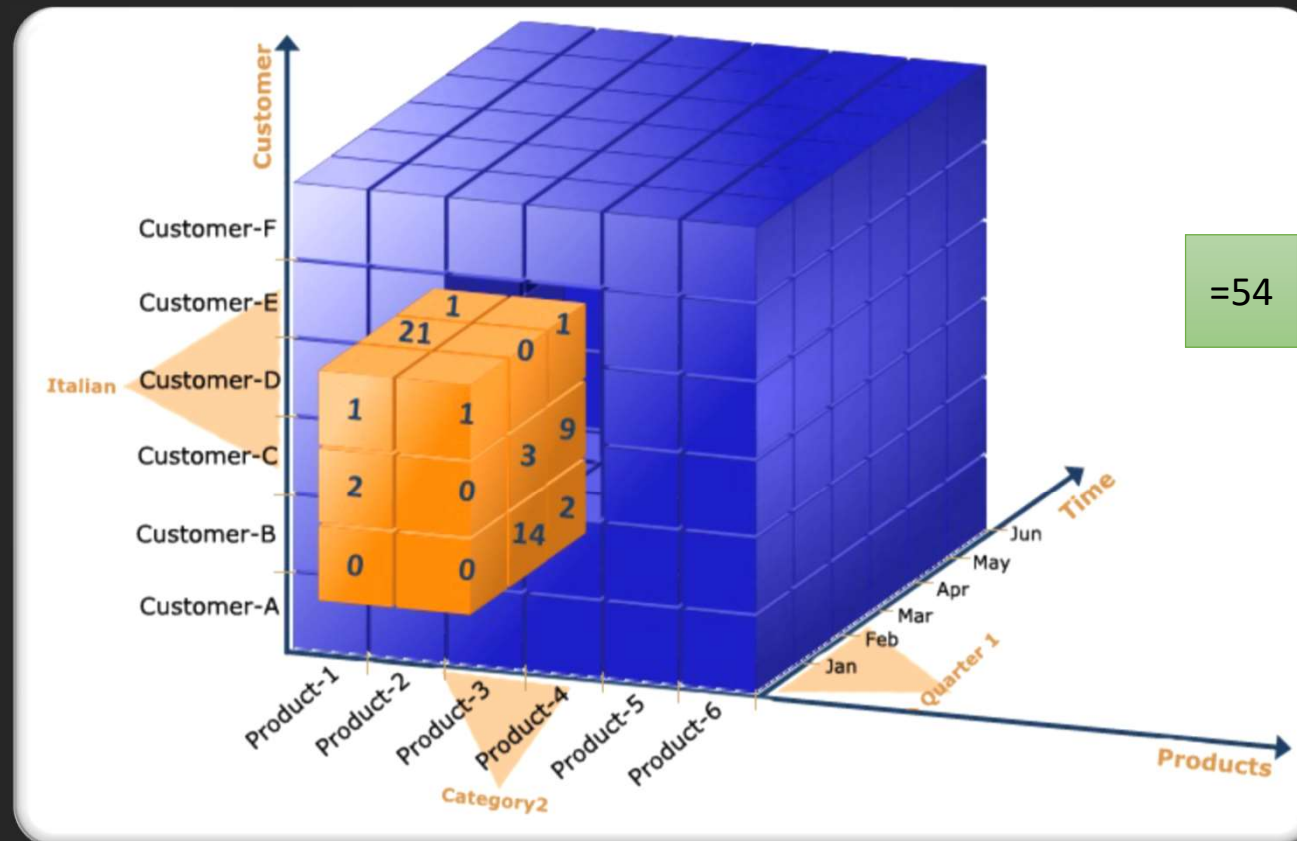


Grouping Dimensions.

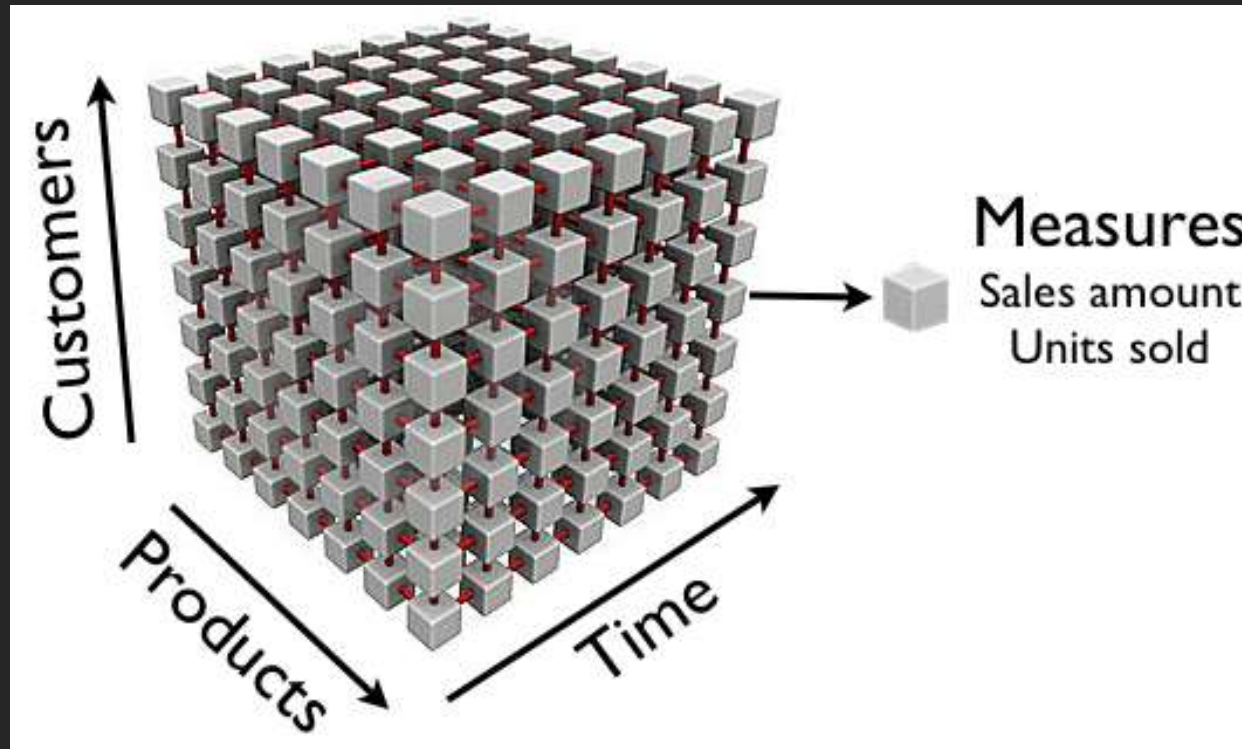


2nd scenario:

How many "Category2" products in Italy 1 Quarter sold?



So the Cube is:

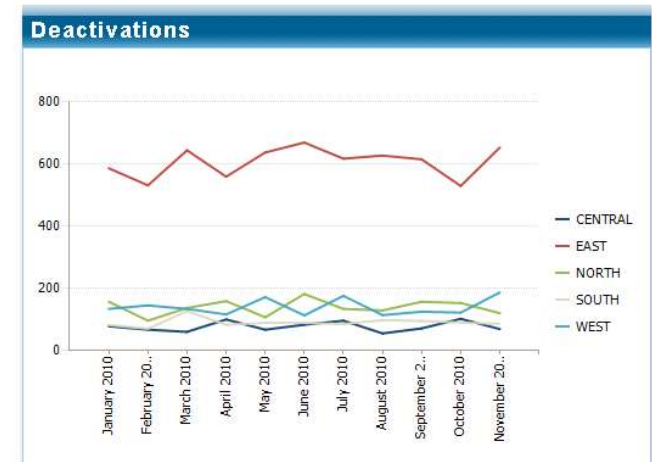
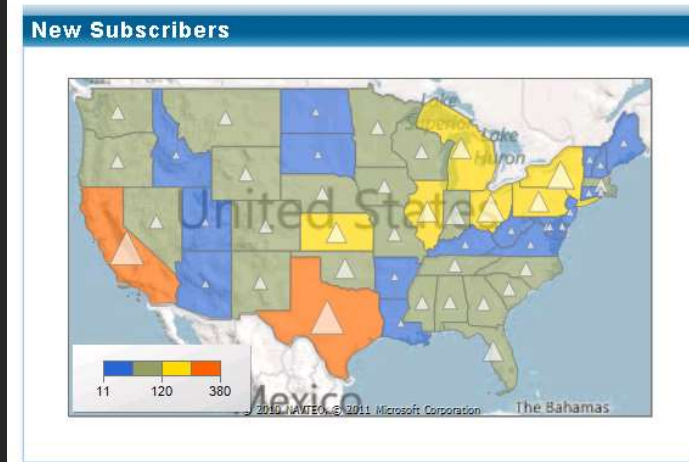


Dimensions: Customers, Products, Time...etc.

BI – Dashboards



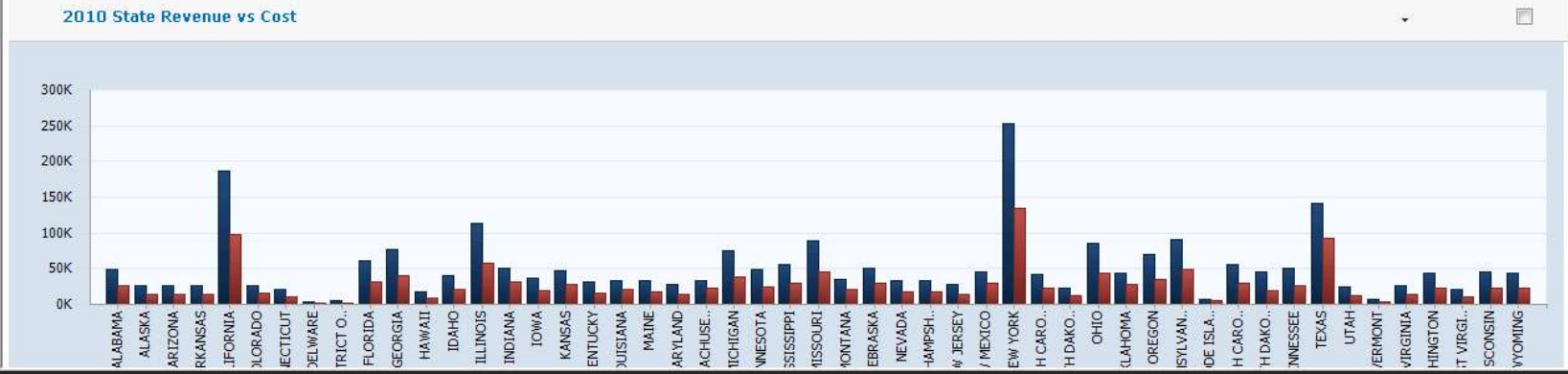
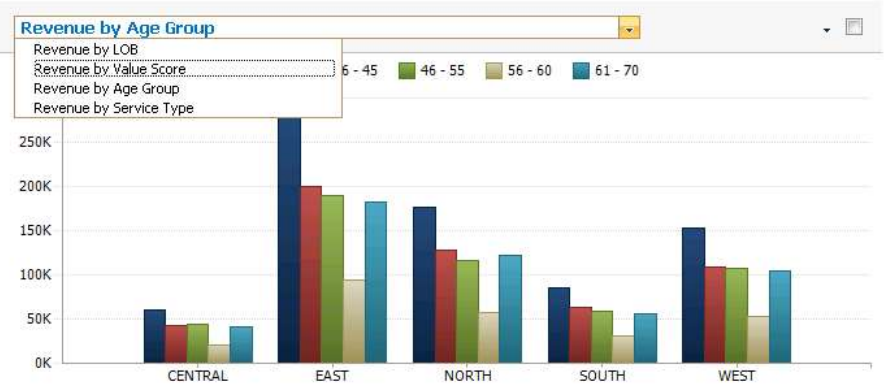
fun with #Windows Phone 7 texting and driving safety #Windows Phone got the winning formula! #Contoso satisfaction
 index mobile gaming on #Contoso mobile tweeting at its best I ♥ Contoso! my issues are unresolved #dropped calls increasing Don't get data
 connection rate plans too expensive love #Contoso Communications no-contract plans with #Contoso great CSR experience with #Contoso

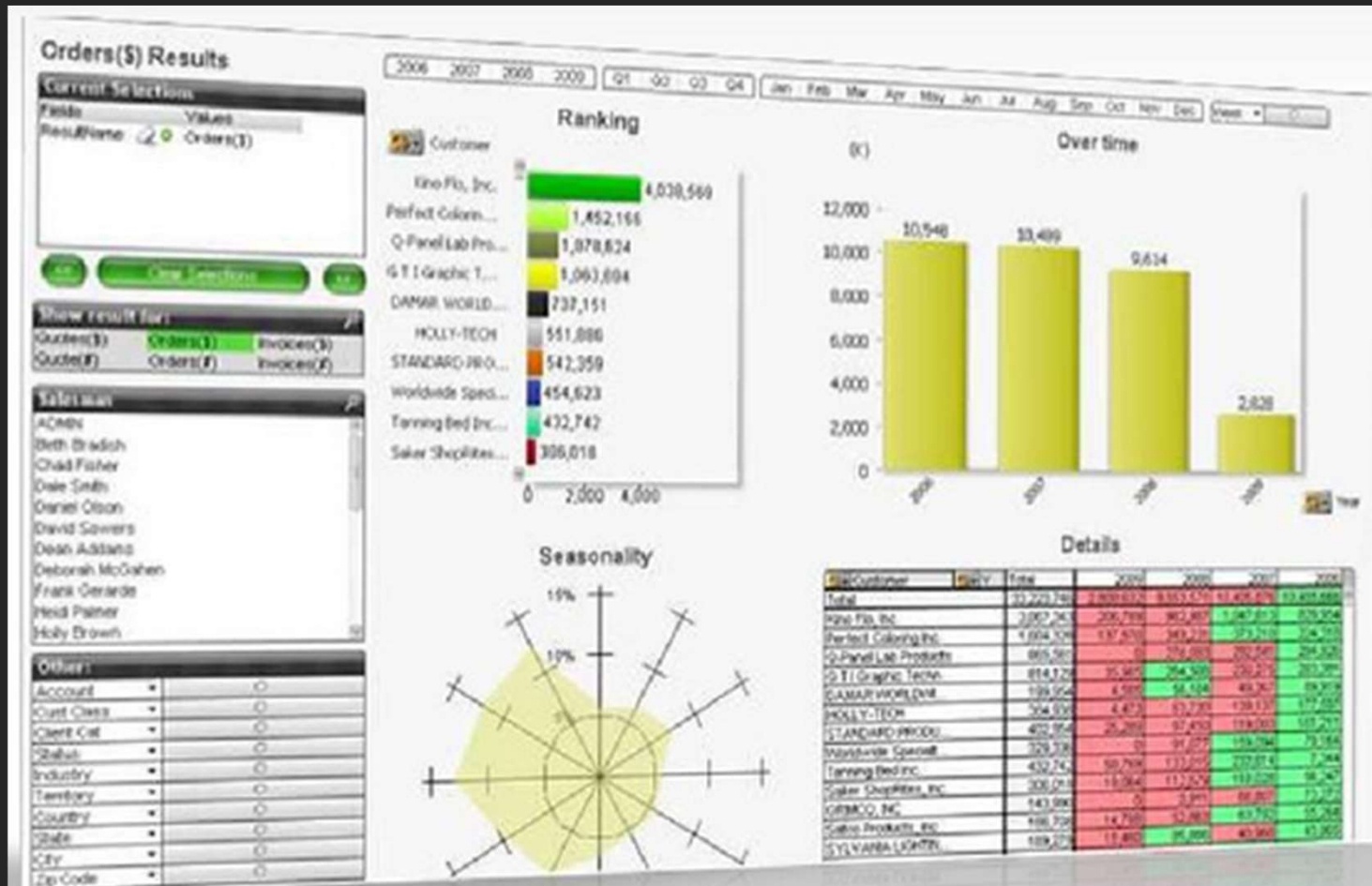


Filter by LOB: Digital TV, Wireless Filter by Time: January 2010, February 2010, March 2010

Revenue Scorecard

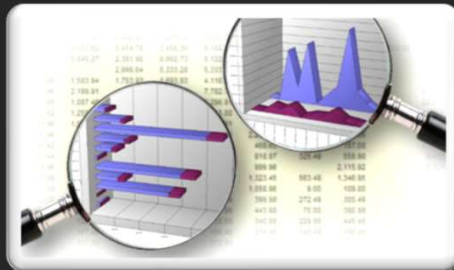
	Actual	Target	Trend
% of Customer Bills Adjusted in 2010 (RA-Rlb)	4.2%	5%	↑
% of Unbilled & Underbilled Revenue over Total Rev...	2.6%	4%	↑
Value of Unbilled & Underbilled Revenue over Total...	\$225,783	3%	↑
Ratio of Billing xDRs to Network xDRs (RA-RLe)	57.0%	-29%	↓
Network Efficiency Ratio (NER)	88.0%	-2%	↑
Average Length of Conversation (ALOC)	4.26	4%	↑
Call Completion Ratio % (CCR)	68.0%	-3%	↑
Call Failure Ratio % (CFR)	4.1%	2%	↑
Answer Seizure Ratio % (ASR)	65.0%	2%	↑





What is Business Intelligence?

- Looking for information?
- BI transforms raw Data into valuable Information.

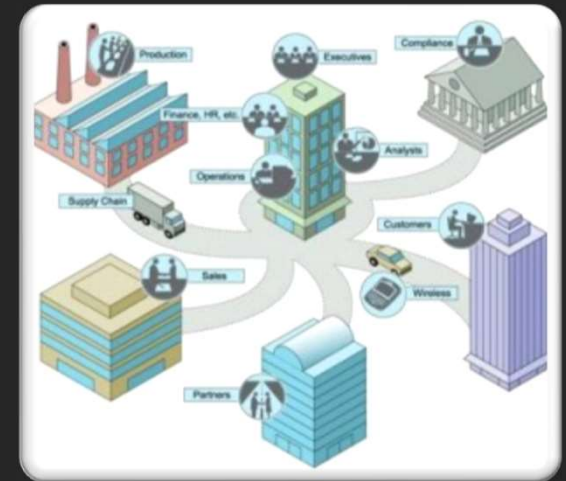


- Information can be transformed into Knowledge through discovery.

Business Intelligence (BI) is about getting the right information, to the right decision makers, at the right time.

What is Business Intelligence?

- BI is an enterprise-wide platform that supports reporting, analysis and decision making.
- BI Leads to:
 - Fact-based decision making not assumption-based decision making.
 - "Single version of the truth"



Why BI?

The Five Questions

What happened?

Management Reporting, Financial and Consolidation

Past

What is happening?

Dashboard

Present

Why did it happen?

Analytics

What will happen?

Forecasting

Future

What do I want to happen?

Planning and Budgeting



Data



ERP



CRM



SCM



3Pty



Others

Benefits..

- Give user the means to make better decisions.
- Leverage your investment in your legacy systems (e.g. ERP) or data warehouse, it is the best way to get value from existing applications.
- Challenge assumption with factual information.
- Eliminate report backlog and delays.
- Find root causes and take action.
- Identify waste resources and reduce cost.
- Improve operational efficiency.
- Creates organizational language.
- Negotiate better contracts with suppliers and customers.
- Improve strategies with better marketing analysis.

BI Tools

Tableau

SAP BusinessObjects

Power BI

Oracle BI

Qlik Sense

IBM Cognos Analytics

Excel (Pivot Tables)

Many Others



programmingAdvices.com
Thank You

Mohammed Abu-Hadhoud

26+ Years of Experience

MBA, PMOC, PgMP®, PMP®, PMI-RMP®, CM, ITILF, MCPD, MCSD



**PROGRAMMING
ADVICES** LEARN THE
RIGHT WAY