

SLATE MOUNTAIN LANDSCAPE COURSE

MATERIALS AND RESOURCES LIST

You will need to provide your own materials for this course.

The availability of supplies will vary from country to country. The main tools and materials required are listed below, followed by some more detailed notes.

At the end of the document is a list of suggested resources/places to buy tools and materials.

Materials for your mosaic

- Slate
- Glass (smalti, glass tiles or stained glass - you choose!)
- Porcelain tile. Winckelmanns or Cinca are common brands. (optional)
- Other types of stone (optional)
- Slate rods (optional)

Tools


- Wheeled nippers
- Hammer (a claw hammer or something with a flat head)
- Chisel or spokeshave/plane blade
- Side-biter/tile nippers
- Glass cutter and running pliers (only if you choose to use stained glass)
- Hardie (optional)
- Brick

Other items for making your mosaic

- A board (substrate) to make your mosaic on.
- Fibreglass tape
- Hanging system (optional)
- Tile adhesive/thinset
- Palette knife (or something to spread your adhesive with)
- Mixing bowl for your adhesive
- Tweezers (optional)

Safety Equipment

- Dust mask
- Safety Glasses
- Gloves (optional - some people like to wear them when working with tile adhesive)



Slate

In this course you will be creating a mosaic that features a large piece of slate (or a combination of several smaller pieces) to resemble a mountain. There is also an option to use slate rods for either the sky or foreground.

There are various places you can get hold of slate. These include tile stores, garden centres/landscapers, reclamation yards, roofing companies and second hand market places. If you live somewhere where slate is found naturally you can also go foraging for slate.

I use slate rods in one of the mosaics in the course. These are harder to get hold of and are by no means essential to be able to make your landscape. In the course I cover several alternatives to slate rods that you can use, and I do not use slate rods at all in the second mosaic that I make.

The only place I know of that sells slate rods is [The Clean Slate Company](#). Alternatively you can cut your own with a wet tile saw. How to do this is beyond the scope of this course but there is some [useful information on my website](#) if you do want to give it a go.

Adhesive

I use tile adhesive (called thinset in the USA) mixed with a black pigment to make my mosaics. Tile adhesive is often sold in large quantities (usually 5kg or 20kg) and you can buy it from tile stores or home improvement stores. Some of the mosaic suppliers listed in the resources section also sell smaller amounts (1kg).

I work with cement based adhesive which comes in powdered form and needs to be mixed with water. If you prefer, you can also use the premixed adhesive. Note that the pre-mixed adhesive is not suitable for external use.

The brand of adhesive I use is called BAL Max Flex Fibre, but other brands are also available. Mapei adesilex P10 (also called Mapei mosaic and glass tile mortar) is another well respected brand.

Please note that tile adhesive/thinset is NOT the same as grout, even though it might look similar. I have included an additional PDF about tile adhesive in the course. This includes details of what to look for when buying tile adhesive/thinset.



Substrates and Hanging System


In this course I use a tile backer board that has a foam core. There are many different brands of this type of board. e.g. Wediboard, Jackoboard, Marmox. You can sometimes buy small pieces of the board from online mosaic suppliers. Most tile stores will sell larger pieces of board which is usually more economical and it can easily be cut to size.

The hanging system I use for boards with a foam core includes the following elements. M4 refers to the diameter of the hole/bolt.

- Tee-nuts (M4)
- Bolts (M4) Use the same length bolt as the thickness of your board e.g. a 10mm bolt for a 10mm board
- Penny washers (M4)
- D-rings (D-rings usually have a standard sized hole that fits the M4 bolts)

I usually order these individual components online from e-bay.

Note that if you plan to frame your mosaic, you can add an alternative hanging system to the frame instead of directly to the board.



Helpful Resources

Listed below are some links for places you can source supplies for this course. Please note this list is not exhaustive but consists of places either I have used or have been recommended to me by colleagues or students.

Mosaic Materials and Tools

UK

- Hobby Island Mosaics <https://hobby-island.co.uk>
- The Crafty Glass Box: <https://thecraftyglassbox.com>
- Mosaic Workshop. <https://www.mosaicworkshop.com>
- Creative Glass Guild (for stained glass) <https://www.creativeglassguild.co.uk/>
- Axminster Tools (for plane blade) <https://www.axminstertools.com/blade-for-axminster-rider-spokeshaves-506547>

Europe

- Tabula Rasa <https://www.tabvlarasa.com/shop/>
- The Craft Kit <https://www.thecraftkit.com/>

USA


- Witsend mosaics <https://witsendmosaic.com>
- Di Mosaico <https://www.dimosaico.com>
- Bohemian Element/Mosaic Element <https://www.bohemianelement.com>
- Bonin Glass Designs <https://www.boninglassdesigns.com>
- Luna Mosaic Arts <https://lunamosaicarts.com/>
- Highland Woodworking (for spokeshave blade)
<https://www.highlandwoodworking.com/replacementbladeforkunzadjustablespokeshave.aspx>

Canada

- Artsy Crafts <https://www.artsycrafts.ca>

Australia

- Smalti Australia. <https://smaltiaustralia.com>
- Merlin Mosaica. <https://merlinmosaica.com>



Helpful Resources continued

Pigment for tile adhesive

Many of the online mosaic suppliers listed on the previous page sell pigment. Below are some additional sources.

UK

- ToolStation <https://www.toolstation.com/everbuild-208-powder-mortar-tone-1kg/p12419>
- Wickes <https://www.wickes.co.uk/Bostik-Cementone-Cement+Mortar-Dye---Black-1kg/p/154065>
- Harristone https://www.harristoneuk.com/1_4_cement-dyes.html

USA

- Conspec <https://conspecmaterials.com/product-category/concrete-products/concrete-colors/>
- Sherri Warner Hunter <https://swhartstudioinc.wpcomstaging.com/products-tools/>
- Mosaic Mentoring <https://mosaicmentoring.com/product-category/mosaic-tools/>

Canda

- Good Tile <https://goodtile.ca/collections/organic-pigments>

Stone

UK

- Geology Superstore <https://www.geologysuperstore.com>

USA

- Slate - The Clean Slate Company <https://thecleanslatecompany.org>