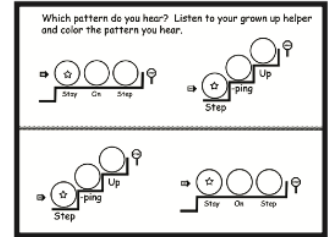


Level 2 - Lesson 1


Which Pattern?

- Aural identification of patterns



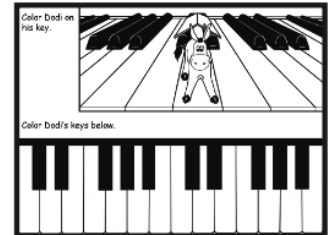
Introduce Dodi

- Dodi character represents the piano note D



D on Piano

- Location of D on the keyboard landscape



Materials:

Floor keyboard, D houses, Dodi blocks (Optional Teaching Aids)

Crayons

1. Up-Opening song - "Hello My Friend"
2. Down- Do the "Which Pattern?" Page. "Touch and Sing" the patterns. Cover half the page with a piece of paper to separate the questions like demonstrated in the video.
3. Down- Storytime - Dodi's story.
4. Up - Sing "Finger Rumba" with actions.
5. Down - Do "D on Piano" page together.
6. Up- (No Video) Find Dodi's key on the floor keyboard or at the keyboards.
7. Down- "Dodi the Donkey" song. Color "Introduce Dodi" page.
8. Up- Ending song, "Music Time is Over"