



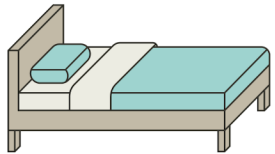
Rhyming Clip Cards



cat




lake




Rhyming Clip Cards



fox



wall



Rhyming Clip Cards



well



king



Rhyming Clip Cards




coat




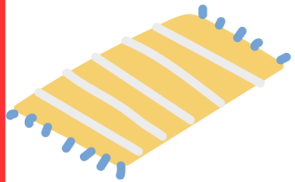
train




Rhyming Clip Cards
















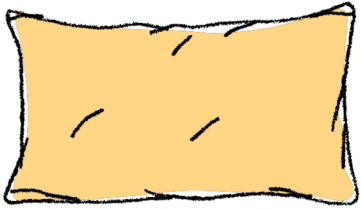

bun








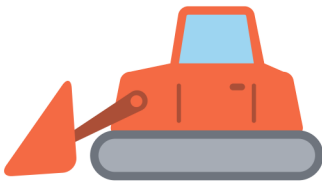









map



Syllable Sort






  	  	  	  	  
clock	dog	astronaut	car	pillow



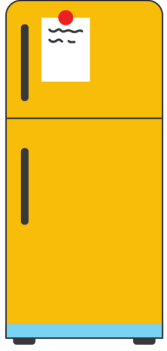


  	  	  	  	  
bicycle	shoe	bulldozer	snake	butterfly

Instructions

Cut out the flashcards above. Have children clap to find out how many syllables the picture has. Let the children press one grey dot with a finger as they say each syllable of the word slowly.

Syllable Sort











 ● ● ● ●	 ● ● ● ●	 ● ● ●	 ● ● ●	 ● ● ●
helicopter	dinosaur	robot	duck	milk











 ● ● ● ●	 ● ● ● ●	 ● ● ● ● ●	 ● ● ●	 ● ● ● ●
watermelon	firefighter	refrigerator	bear	caterpillar

Instructions

Cut out the flashcards above. Have children clap to find out how many syllables the picture has. Let the children press one grey dot with a finger as they say each syllable of the word slowly.

Syllable Sort



  <input type="radio"/> <input type="radio"/> <input type="radio"/>	  <input type="radio"/> <input type="radio"/> <input type="radio"/>	  <input type="radio"/> <input type="radio"/> <input type="radio"/>	  <input type="radio"/> <input type="radio"/> <input type="radio"/>	  <input type="radio"/> <input type="radio"/> <input type="radio"/>
broccoli	calendar	fountain	zebra	cheese

  <input type="radio"/> <input type="radio"/> <input type="radio"/>	  <input type="radio"/> <input type="radio"/> <input type="radio"/>	  <input type="radio"/> <input type="radio"/> <input type="radio"/>	  <input type="radio"/> <input type="radio"/> <input type="radio"/>	  <input type="radio"/> <input type="radio"/> <input type="radio"/> <input type="radio"/> <input type="radio"/>
bananas	yoyo	computer	carrot	hippopotamus

Instructions

Cut out the flashcards above. Have children clap to find out how many syllables the picture has. Let the children press one grey dot with a finger as they say each syllable of the word slowly.



Phoneme picture cards



Instructions

Cut out the flashcards above. Have children jump along hoops or mats making 1 jump for each phoneme and saying the phoneme as they jump

Alliteration picture cards



Instructions

Show the children three picture cards where 2 cards begin with the same sound and one doesn't. say the words out loud. The children decide which one does not 'go' and why.

Sound It Out!

Tune (If You're Happy and You Know It)

If you have a nice word, sound it out!

If you have a nice word, sound it out!

If you have a nice word,

Then slowly say it aloud.

If you have a nice word, sound it out